



LIFE INSURANCE | INDEXED UNIVERSAL WITH LONG-TERM CARE PROVIDED BY RIDERS

# Brighthouse SmartCare<sup>®</sup>

Flexible Premium Indexed Adjustable Life Insurance Policy Illustration with Supplemental Reports

---

**Prepared For**

Female Age 45

---

**Prepared By**

Long Term Care Brokers  
9 N 9th St. Suite 705  
Philadelphia, PA 19107  
(866) 582-2765

---

**Prepared On**

December 19, 2022

Not A Deposit • Not FDIC Insured • Not Insured By Any Federal Government Agency • Not Guaranteed By Any Bank Or Credit Union • May Lose Value

This illustration is not complete unless all pages are included. It is not a contract. Please read the Important Disclosures included in this illustration. Brighthouse SmartCare is an Indexed Universal Life Insurance Policy with Long-Term Care provided by Riders and is issued by Brighthouse Life Insurance Company, 11225 North Community House Road, Charlotte, NC 28277 on policy form ICC18-5-70 and Rider forms ICC21-3ACCLTC2 and ICC21-3EOBIP2. This illustration cannot be used in the State of NY. This material was prepared to show the operation of an insurance product and is based on the options, features, and assumptions you and your financial representative have determined. This illustration and the assumptions are not intended to be investment advice or a recommendation by Brighthouse Life Insurance Company. The Policy and Rider forms provide a full description of terms, conditions, exclusions, and limitations. Please request a specimen Policy and Riders for more information. For costs and complete details of the coverage contact your financial representative. Actual results may be more or less favorable than those shown. Brighthouse Financial<sup>®</sup> and its design are registered trademarks of Brighthouse Financial, Inc. and/or its affiliates. Not valid without all pages.

Tracking# 3081717.2 06/18/2023  
Date Prepared: 12.19.2022 | 8:54:40 AM  
ICC Policy Form: ICC18-5-70  
ICC21-ISTR

**Page 1 of 34**

V 6.21.21.0

**Brighthouse Life Insurance Company**

11225 North Community House Road  
Charlotte, NC 28277  
Brighthouse SmartCare<sup>®</sup> V 2021

# Page References

## Supplemental Reports

4 Year vs. 6 Year Benefit Period .....	3
Smart Protection for a Modern Retirement .....	5

## Supplemental Illustrations

What would a claim look like on a Brighthouse SmartCare Policy .....	4
Life Insurance Illustration Summary .....	6
Long-Term Care Riders Summary .....	7

## Basic Illustration

Index Crediting .....	8
Historical Returns .....	9
A Brief Description of Your Policy .....	10
Riders .....	11
Eligibility, Exclusions, and Limitations .....	12-13
Key Terms Defined .....	14
Illustration Summary .....	15
Summary of Values .....	16
Policy Values Ledger	
Guaranteed Scale .....	17-20
Non-Guaranteed Alternate Scale .....	21-24
Non-Guaranteed Scale .....	25-28

## Supplemental Illustrations (continued)

Detail Summary Report .....	29-32
-----------------------------	-------

## Important Disclosures

A Word About Taxes .....	33
S&P 500 Index .....	34

## 4 Year vs. 6 Year Benefit Period

### Which benefit period best fits your long-term care needs?

When looking for a hybrid life insurance policy that provides a death benefit and coverage for long-term care needs, you should consider how long the Proposed Insured might need long term coverage for. Brighthouse SmartCare offers two long term care benefit periods to choose from: 4 years or 6 years. The below chart shows initial at issue guaranteed values for both a 4 year benefit period, as well as the values for a 6 year benefit period.

**Female, 45, Non-Smoker, Fixed Growth LTC**

**Premium: \$90,000**

**Premium Paying Period: 1 Year**

4 Year LTC Benefit Period At Issue Values					6 Year LTC Benefit Period At Issue Values				
Monthly LTC Benefit	Annual LTC Benefit	Lifetime LTC Benefit	Cash Surrender Value	Death Benefit	Monthly LTC Benefit	Annual LTC Benefit	Lifetime LTC Benefit	Cash Surrender Value	Death Benefit
\$2,456	\$29,470	\$127,019	\$63,000	\$137,655	\$2,042	\$24,500	\$166,647	\$63,000	\$137,655

This is a Supplemental Report and is not valid unless it is accompanied by a Basic Illustration that provides additional information. This information is designed solely to demonstrate a concept and is not part of the accompanying Basic Illustration or a Supplemental Illustration. Guarantees are only applicable on the date of issue. Please refer to the Basic Illustration for Policy guarantees and other important information, including Policy and Rider Exclusions and Limitations. For a full description of Terms, Conditions, Exclusions, and Limitations, please refer to the Policy and Riders.

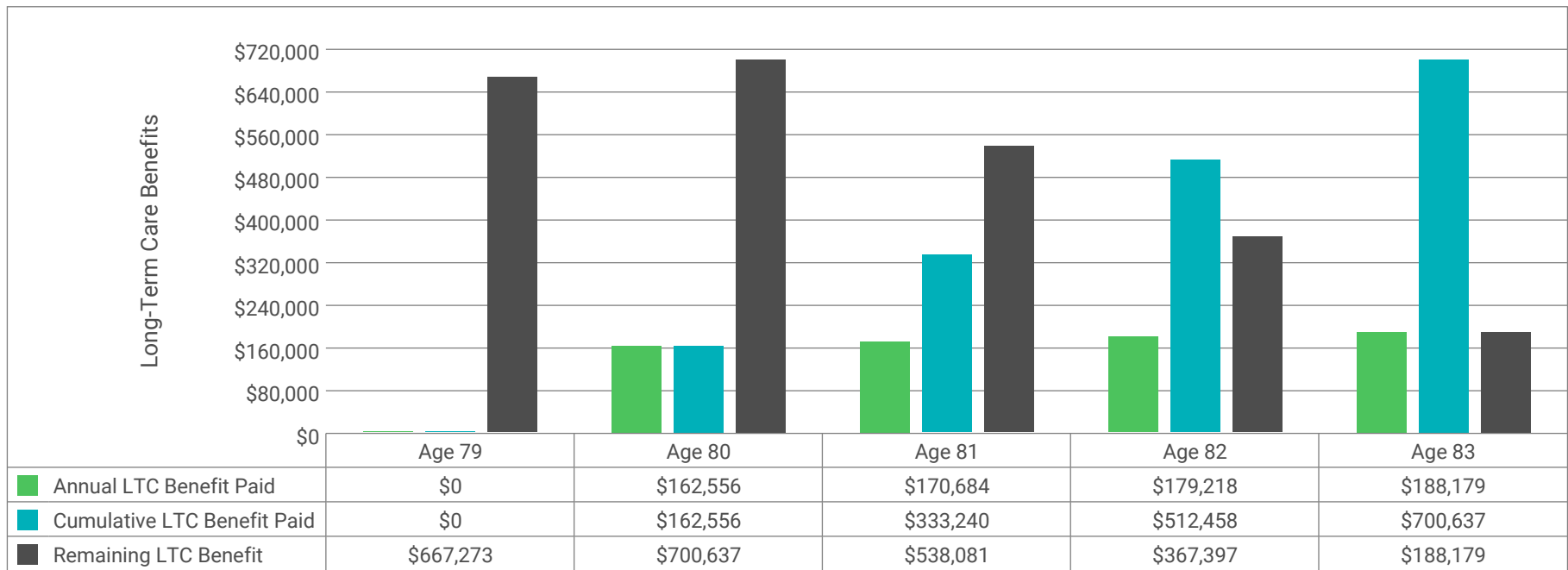
# What would a claim look like on a Brighthouse SmartCare<sup>®</sup> policy?

Female, 45, Non-Smoker, Fixed Growth LTC, 4 Year Total Benefit Period

Premium: \$90,000, Premium Paying Period: 1 Year

Assume Claim Begins at Age 80

Age	79	80	81	82	83
Lifetime LTC Benefit (Beginning of Year)	\$667,273	\$700,637	\$538,081	\$367,397	\$188,179
Annual LTC Benefits Paid	\$0	\$162,556	\$170,684	\$179,218	\$188,179
Cumulative LTC Benefits Paid (End of Year)	\$0	\$162,556	\$333,240	\$512,458	\$700,637
Cash Surrender Value (End of Year)	\$87,712	\$65,887	\$43,023	\$45,544	\$48,213
Death Benefit (EOY)	\$107,710	\$79,855	\$51,455	\$53,787	\$56,216

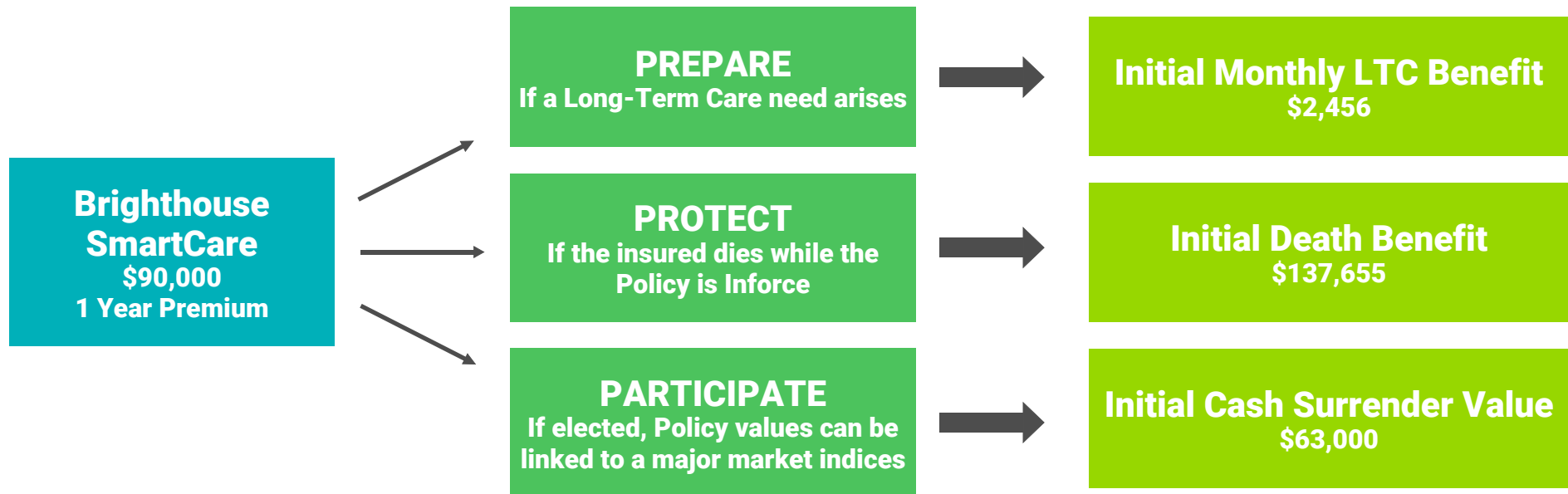


This Supplemental Illustration is not valid unless it is accompanied by a Basic Illustration that provides additional information. The non-guaranteed values above are a supplement to your illustration and show current, non-guaranteed values. It assumes these elements will continue unchanged for all years. This is not likely to occur, and actual results may be more or less favorable than those shown. Please see the Basic Illustration for full Policy Values, guaranteed elements and other important information. The values in this supplement are based on a hypothetical claim scenario. While on claim, required premiums and annual charges will be waived. The Policy will not lapse while on claim as long as the Lapse Prevention Benefit is still in effect.

## Smart Protection for a Modern Retirement

### Did You Know?

There is almost a 70% chance someone turning 65 today will need some form of long-term care.<sup>1</sup> As a result, every year, Americans spend billions of out-of-pocket dollars on long-term care expenses.<sup>2</sup>



This Supplemental Illustration is not valid unless it is accompanied by a Basic Illustration that provides additional information. This information is designed solely to demonstrate a concept and is not part of the accompanying Basic Illustration or a Supplemental Illustration. Guarantees are only applicable on the date of issue. Please refer to the Basic Illustration for Policy guarantees and other important information, including Policy and Rider Exclusions and Limitations. For a full description of Terms, Conditions, Exclusions and Limitations, please refer to the Policy and Riders.

<sup>1</sup>How Much Care Will I Need? LongTermCare.gov, October 15, 2020. Longtermcare.acl.gov

<sup>2</sup>National Health Expenditure Projections 2018-2027. Centers for Medicare & Medicaid Services: Office of the Actuary, February 2019.

**Brighthouse SmartCare** is an indexed universal life insurance policy with long-term care riders. This hybrid life insurance product provides a death benefit, long-term care protection, and if elected, can be linked to major market indices.

**Female, 45, Non-Smoker, Fixed Growth LTC\*, 4 Year Benefit Period**

**Premium: \$90,000**

**Premium Paying Period: 1 Year**

	Fixed Growth LTC* Option	
	Guaranteed	Non-Guaranteed
Initial Monthly Maximum	\$2,456	\$2,456
Age 80 Monthly Maximum	\$13,546	\$13,546
Initial Annual Maximum	\$29,470	\$29,470
Age 80 Annual Maximum	\$162,556	\$162,556
Initial Lifetime LTC Maximum	\$127,019	\$127,019
Age 80 Lifetime LTC Maximum	\$700,637	\$700,637
Initial Death Benefit	\$137,655	\$137,655
Age 80 Death Benefit	\$60,143	\$98,775
Initial Cash Surrender Value	\$63,000	\$63,000
Age 80 Cash Surrender Value	\$0	\$81,498

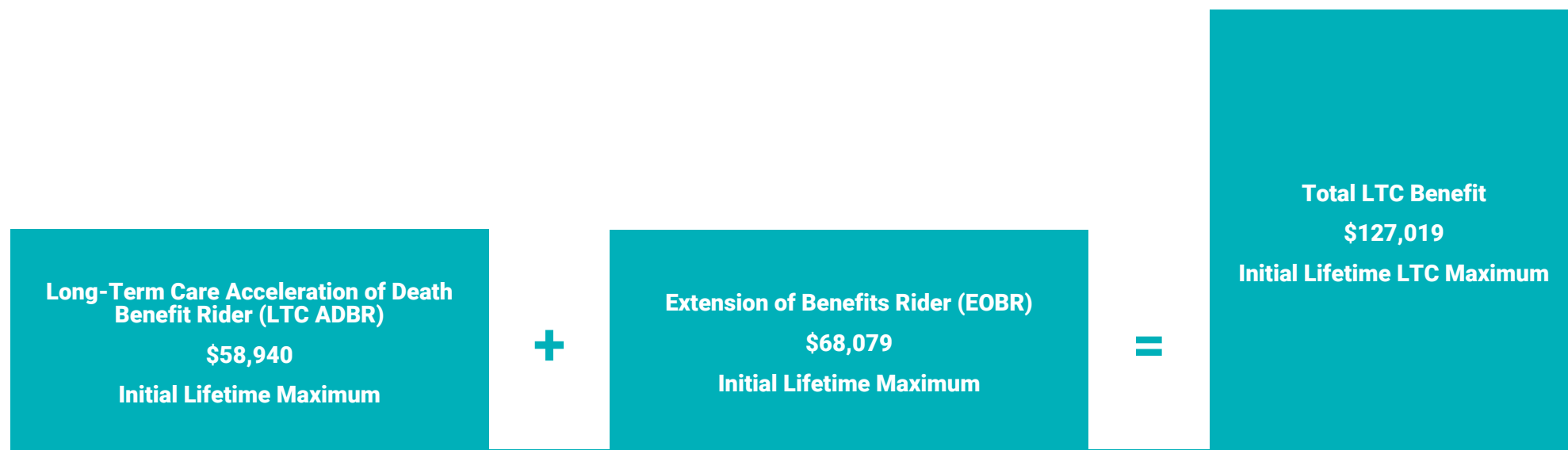
Guaranteed Values = Maximum Charges, Minimum Interest Crediting Rate of 1.00%

Non-Guaranteed Values = Current Charges, Initial Illustrated Rate

\*The Fixed Growth LTC Option guarantees that the maximum monthly benefit will increase 5.00% annually, helping to protect against inflation.

This Supplemental Illustration is not valid unless it is accompanied by a Basic Illustration that provides additional information. The non-guaranteed values above are a supplement to your illustration and show current, non-guaranteed values. It assumes these elements will continue unchanged for all years. This is not likely to occur, and actual results may be more or less than those shown. Please see the Basic Illustration for guaranteed elements and other important information. The above values assume no loans or benefit payments have been taken from the Policy or its Riders.

## Long-Term Care Riders



- Up to 98% of the Policy's face amount can be accelerated for long-term care expenses.
- Monthly LTC Benefits can be paid for 2 years.
- Benefit payments reduce the death benefit dollar-for-dollar; all other Policy values reduce in the same proportion.

- Monthly LTC Benefits are paid for 2 years.
- Payments from this Rider are made after benefits from the LTC ADBR have been exhausted.
- Benefit payments do not reduce the death benefit or other Policy values.

### Key Features

#### Cash Indemnity

Monthly Long-Term Care Benefits are paid without submission of receipts, subject to the minimum and maximum stated in your Policy and the Policy's terms.

#### Non-cancellable

Rider charge rates are guaranteed to never change.<sup>3</sup>

#### While on claim

Annual charges and required premiums are waived.

<sup>3</sup>The LTC ADBR and EOBR are non-cancellable Riders – the Company cannot increase your rider charge rates for these Riders. Rider charge rates do not change, however, future changes in your LTC benefit amount will result in a corresponding amount being deducted from Policy values.

# Index Crediting

## Key Terms Defined

**Index Segment** – The length of time over which Index Growth is measured.

**Index Growth** – Percentage change in the index from the beginning to the end of a Policy year.

**Index Credit** – The interest rate credited to your Policy based on the index growth rate and crediting method you selected.

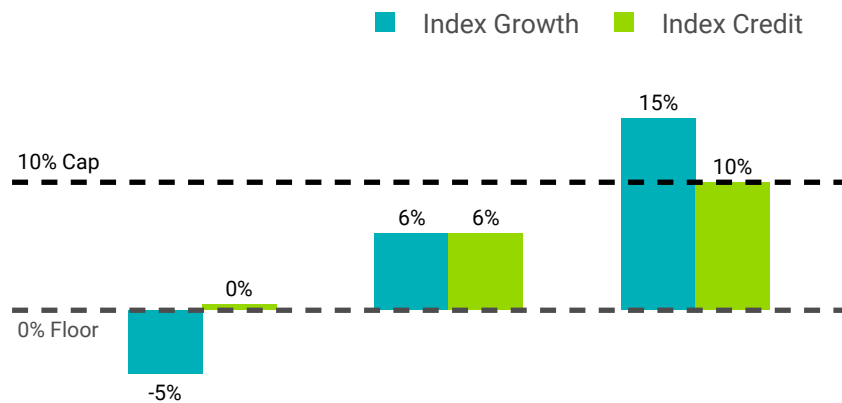
**The index account provides benefits linked to an external index and does not participate directly in the equity market. The index performance used to determine the amount credited to each index is calculated without including dividends paid on the securities' underlying index.**

## Hypothetical Example (For illustrative purposes only)

For this scenario, assume that the Index Segment is one Policy year. At the end of the Policy year, we will compare the index value at the beginning of the year with the index value at the end of the year. If the Index Growth is less than zero, you will receive the Floor Rate. If the Index Growth is greater than zero, the cash value in your Policy will be credited the Index Growth, subject to the Cap Rate. Below is a hypothetical example of the Annual Point-to-Point with Cap Rate crediting method. This example shows how this crediting method works, using hypothetical numbers that are not specific to your Policy and do not reflect actual returns. For more information regarding how this crediting method works, please contact your Financial Representative.

### Hypothetical Assumptions:

- 10% Cap Rate
- 0% Floor Rate



Index Growth	Index Credit
-5%	0%
6%	6%
15%	10%



# Historical Returns: S&P 500 Index

## Distribution of Historical Returns

The following table summarizes average annual index crediting rates for each 25-year period ending between 12/31/1981 and 12/31/2021.

Average Annual Index Crediting Rate	S&P 500 Annual Point to Point with 9.50 % Cap Rate
Minimum	3.82%
Average	6.00%
Maximum	7.43%

Past performance is not a guarantee of future performance. Market indices are not actively managed and are not used as a measurement of the value of a section of the stock market. Information about indices is provided to illustrate historical market trends and does not represent the performance of any specific investment. You cannot invest directly in an index. **S&P 500 returns are computed without dividends.**

The following chart shows historical annual S&P 500 Index returns and the crediting rates that would have been applied to your Policy with the index accounts you selected.

End of Performance Year	S&P 500 Index Growth	S&P 500 Index Crediting Rate
12/31/2002	-23.37%	0.00%
12/31/2003	26.38%	9.50%
12/31/2004	8.99%	8.99%
12/31/2005	3.00%	3.00%
12/31/2006	13.62%	9.50%
12/31/2007	3.53%	3.53%
12/31/2008	-38.49%	0.00%
12/31/2009	23.45%	9.50%
12/31/2010	12.78%	9.50%
12/31/2011	0.00%	0.00%

End of Performance Year	S&P 500 Index Growth	S&P 500 Index Crediting Rate
12/31/2012	13.41%	9.50%
12/31/2013	29.60%	9.50%
12/31/2014	11.39%	9.50%
12/31/2015	-0.73%	0.00%
12/31/2016	9.54%	9.50%
12/31/2017	19.42%	9.50%
12/31/2018	-6.24%	0.00%
12/31/2019	28.88%	9.50%
12/31/2020	16.26%	9.50%
12/31/2021	26.89%	9.50%

Based on Historical performance, the Historical Averages shown below are average rates for the time periods indicated. The rates described below are based on the current Cap and Floor Rate for all years during the described period.

### Historical Averages

Index	Current Cap Rate	10 Years	15 Years	20 Years	25 Years
S&P 500	9.50%	7.60%	6.57%	6.48%	6.32%

## A Brief Description of Your Policy

### The Policy and Riders provide a complete description of terms, conditions, exclusions and limitations.

Brighthouse SmartCare is an Indexed Universal Life Insurance Policy with Long-Term Care (LTC) Riders designed to provide death benefit protection, cash value growth, and long-term care coverage. It is a non-participating policy which means it does not pay dividends. Approval for coverage under the Policy and LTC Riders is subject to underwriting and may require a medical exam. This illustration assumes that the currently illustrated non-guaranteed elements will continue unchanged for all years shown. This is not likely to occur, and actual results may be more or less favorable than those shown.

### Base Policy

This illustration assumes your Policy is funded according to the planned premium schedule shown on the Illustration Summary page.

The required premiums reflected in this illustration is \$90,000 in year 1 and \$0.00 thereafter to guarantee coverage to age 121.

Premiums will be credited to your Policy after the deduction of the premium load. Premiums may be allocated to the indexed accounts and to the fixed account. You may only transfer between accounts within a 21-day period after each Policy anniversary. You may surrender your Policy or take a policy loan at any time. Partial withdrawals are not permitted. Death Benefit increases may require additional underwriting, and face amount decreases are not permitted.

An annual deduction is taken from your Policy's Cash Value at issue and on every Policy anniversary. The charges that make up your annual deduction include:

- o **Cost of Insurance Charge:** charged per thousand of your Policy's net amount at risk
- o **Administrative Charge:** charged per thousand of your Policy's face amount
- o **LTC ADBR Rider Charge:** charged per thousand of this Rider's remaining maximum lifetime benefit amount
- o **EOB Rider Charge:** charged per thousand of this Rider's remaining maximum lifetime benefit amount

The premium load is guaranteed, while rates for the charges that make up the annual deduction are non-guaranteed. Current non-guaranteed rates may be changed at any time, but they cannot be set in excess of the guaranteed rates stated in your Policy.

Allocations to the fixed account are credited with interest daily. The current annual fixed account interest crediting rate is 3.25%. This rate is not guaranteed. It can be changed at any time, but it will never be less than the guaranteed annual fixed account interest crediting rate of 1.00% that is stated in your Policy.

Allocations to the indexed accounts are credited with interest, if applicable, at the end of each policy year. Interest credited to the indexed accounts is explained in detail in your Policy.

At no point will your Policy's cash value be less than the alternative minimum cash value. This value is calculated assuming actual policy charges and an annual 1.00% interest crediting rate. Please note your Policy's cash value will decrease if interest crediting is not sufficient to cover policy charges.

If the non-guaranteed, current crediting rate exceeds the guaranteed minimum interest crediting rate or, if the non-guaranteed, current cost of insurance rates and expense and policy charges are less than the guaranteed maximum rates and charges, your Policy's Cash Value can increase beyond the guaranteed values, thereby increasing the value of your life insurance Policy.

Brighthouse SmartCare includes a Lapse Prevention Provision. This provision ensures that your Policy will remain in force as long as cumulative paid premiums equal or exceed cumulative required premiums on each Policy anniversary. If cumulative required premiums have been paid and your Policy's Cash Surrender Value falls to zero while there is an outstanding loan balance on your Policy, a repayment of the loan balance or payment of additional premiums will be required to retain the lapse prevention benefit. A 62-day grace period will be given to pay an amount sufficient to prevent the lapse prevention benefit from terminating. If the amount received to meet the lapse prevention benefit test is not sufficient, the lapse prevention benefit will terminate at the end of the grace period. If the lapse prevention benefit terminates, your Policy will remain in force if your Policy's Cash Value exceeds any outstanding loan balance and annual deduction due, otherwise the Policy will lapse.

A Terminal Illness Benefit can be requested if the Insured has been certified by a Physician as having less than 12 months to live from the date of certification. The benefit payable will be the lesser of \$250,000 and 50% of the Policy's face amount. The terminal illness benefit will be a one-time payout that reduces the Death Benefit dollar-for-dollar and other Policy values reduce proportionately. The payment of this benefit will terminate both the Long-Term Care Acceleration of Death Benefit Rider and the Extension of Benefits Rider.

## Riders

Long-Term Care (LTC) coverage is provided by Riders to your Policy. These Riders provide a monthly cash indemnity benefit when the insured meets the Riders' eligibility requirements. Eligibility requires certification that the Insured is chronically ill and is receiving Qualified LTC Services under a Plan of Care prescribed by a Physician.

The following are descriptions of the Riders that have been included in this illustration. These Riders are subject to Exclusions and Limitations – please review your Policy for a more detailed description of these Riders.

### **Long-Term Care Acceleration of Death Benefit Rider (LTC ADBR)**

LTC ADBR benefits are paid from the Policy, reducing your Policy's death benefit dollar-for-dollar, and all other Policy values will be reduced proportionally. If the maximum monthly benefit is taken each month, the maximum lifetime benefit amount will be exhausted in 2 years. Rider charge rates are level and guaranteed for the life of the Policy.

### **Extension of Benefits for Long-Term Care with Inflation Coverage Rider (Fixed Growth LTC)**

Once benefits from the LTC ADBR have been exhausted, benefits are paid by the EOBR. This does not include growth related to the LTC ADBR. Growth related to the LTC ADBR will be paid out during the LTC ADBR benefit period. The maximum monthly benefit will increase 5.00% annually. Payments from the EOBR do not impact Policy values. If the maximum monthly benefit is taken each month, the maximum lifetime benefit amount will be exhausted in 2 years. The maximum monthly benefit may be locked in at the Policy anniversary by the policyowner resulting in no subsequent benefit increases. Rider charge rates are level and are guaranteed for the life of the Policy. The annual charge for this Rider will increase each year as the maximum lifetime benefit increases. Please refer to your Policy and Riders for complete details on Exclusions and Limitations.

## Eligibility, Exclusions and Limitations

### The Policy and Riders provide a complete description of terms, conditions, exclusions, and limitations.

If the Insured dies by suicide, while sane or insane, within two years from the Policy Issue Date, the death benefit amount payable will be limited to the amount of premiums paid (without interest) less any policy any loan balance on the date of death.

Long-Term Care benefits are offered through two Riders to your Policy: Long-Term Care Acceleration of Death Benefit Rider (LTC ADBR) and Extension of Benefits Rider (EOBR). Once eligible, the LTC ADBR pays benefits for Qualified Long-Term Care for the first two years of a claim and reduces the Death Benefit dollar-for-dollar, while other policy values reduce proportionately. Payout duration is extended if the maximum benefit is not taken monthly. The EOBR is payable after LTC ADBR benefits have been exhausted and pays benefits for 2 years depending on which benefit period is selected at application. Payout duration is extended if the maximum benefit is not taken monthly. Benefit payments under the EOBR do not reduce Policy values. Policy benefits are reduced by any policy distributions or loans. LTC benefits are linked to Indexed Accounts only when the Indexed LTC Coverage Option is selected at issue. Please see A Brief Description of Your Policy for more information regarding the Riders.

### Eligibility for Payment of LTC Benefits

Your right to a Monthly LTC Benefit under the LTC ADBR is subject to the following:

(1) Subject to the Exclusions provision, you must provide proof that the Insured is Chronically Ill and is receiving covered Qualified Long-Term Care Services under a Plan of Care prescribed by a Physician. The Physician who prescribes the Plan of Care and the Physician who provides the Chronically Ill certification must be someone other than you, the Insured, or your Immediate Family Member or an Immediate Family Member of the Insured. We have the right to have the Insured examined at our expense by another Physician of our choice. If the two Physicians differ in their opinions, eligibility for benefits shall be determined based on a third medical opinion, provided at our expense, by a third Physician who is mutually acceptable to you and us. (2) The Elimination Period has been satisfied. (3) You must make each request for a benefit under this Rider In Writing. (4) Any irrevocable beneficiary under the Policy must give consent In Writing for each request for a benefit under this Rider. (5) Any assignee under the Policy must give consent In Writing for each request for a benefit under this Rider. (6) Your Policy is not eligible for this benefit if you are required by law to use this Rider to meet the claims of creditors, whether in bankruptcy or otherwise.

A person is determined to be Chronically Ill if, within the last 12 months, the person has been certified by a Physician: to be unable to perform at least two Activities of Daily Living without Substantial Assistance from another individual, for an expected period of at least 90 days due to a loss of functional capacity; or to require Substantial Supervision to protect the person from threats to health and safety due to Severe Cognitive Impairment. Activities of Daily Living are Bathing, Continence, Dressing, Eating, Toileting, and Transferring. Severe Cognitive Impairment means a deterioration or loss in intellectual capacity that is measured by clinical evidence and standardized tests which reliably measure impairment in: (a) short-term or long-term memory; (b) orientation as to people, places or time; and (c) deductive or abstract reasoning, or judgement as it relates to safety and awareness.

### LTC Exclusions and Limitations

Brighthouse Life Insurance Company will not pay benefits for care or services that the Insured receives: (1) For care or treatment received due to an attempted suicide or intentionally self-inflicted injury while sane or insane; (2) For treatment of alcoholism or drug addiction, unless the addiction was due to drugs taken on the advice of a Physician; (3) Due to any war, or act of war (whether declared or undeclared); (4) Due to conditions resulting from illness or injury received while participating in a felony, riot, or insurrection; (5) For services or supplies that are covered by Medicare (including amounts that would be reimbursable under Medicare but for the application of a deductible or coinsurance amount) or other governmental programs (except Medicaid); (6) For treatment provided in a government facility unless we are require by law to cover the charges; or (7) For treatment of an injury or sickness which would entitle the Insured to benefits under any state or federal worker's compensation, employer's liability or occupational disease law or any motor vehicle no-fault laws.



### **Preexisting Conditions Limitations**

A Preexisting Condition is any condition for which the Insured received medical advice, or treatment was recommended by, or received from, a Physician or Health Care Provider in the six months prior to the Policy Issue Date.

Preexisting Conditions specified in the Application are covered under the Rider subject to meeting the requirements of the Eligibility for Payment of Monthly LTC Benefit provision. We will not pay benefits for Qualified Long-Term Care Services received due to a Preexisting Condition which is not disclosed on the Application, if the need for such services begins during the first six months after the Policy Issue Date.

### **International Benefits**

If the Insured is receiving Qualified Long-Term Care Services outside of the United States, its territories or possessions, the Insured is not required to return to the United States for benefit calculation. However, benefits will not be paid under this rider and the Elimination Period will not be satisfied if the Qualified Long-Term Care Services are received outside of the United States, its territories or possessions, unless the Plan of Care and all Plan of Care updates are prescribed by a Physician licensed in the United States.

Other exclusions and restrictions apply – please refer to your Policy and consult with your financial representative.

## Key Terms Defined

**Year** – The number of completed Policy years.

**Age** – The Insured's attained age at the beginning of the Policy year.

**Premium Outlay** – The total amount of out of pocket premiums, including any amounts from a 1035 exchange.

**Cash Value** – The total of the values in the Fixed Account, Holding Accounts, Indexed Accounts, and the Loan Account.

**Cash Surrender Value** – The amount available upon surrender of your Policy as of the end of the Policy year.

**Death Benefit** – The amount payable as of the end of the Policy year to your beneficiaries, if the insured dies while your Policy is in force. The amount payable will reflect any loans and loan interest on the Policy. LTC ADBR benefits will reduce the death benefit dollar-for-dollar.

**Lifetime LTC Benefit** – The sum of the Maximum Lifetime Benefit amounts payable from your Policy's LTC ADBR and its EOBR as of the beginning of the year.

**Annual LTC Benefit** – The amount you will receive in LTC benefits over a 12-month period from your Policy's LTC ADBR and EOBR as of the beginning of the Policy year if you elect to receive the Maximum Monthly LTC Benefit.

**Monthly LTC Benefit** – The amount you will receive in LTC benefits every month from your Policy's LTC ADBR and EOBR as of the beginning of the Policy year if you elect to receive the Maximum Monthly LTC Benefit.

**Maximum Monthly LTC Benefit** – The maximum amount we will pay in a month during which LTC benefits are payable.

**Guaranteed Scale** – The guaranteed values in this illustration are based on the guaranteed minimum interest crediting rates and guaranteed maximum policy charges.

**Non-Guaranteed Alternate Scale** – The alternate values in this illustration are based on the current fixed account crediting rate of 3.25% and current policy charges.

**Non-Guaranteed Scale** – The non-guaranteed values in this illustration are based on the current non-guaranteed interest crediting rates and policy charges. The Fixed Growth LTC Option guarantees that the maximum monthly LTC benefit will increase 5.00% annually, which may help protect against inflation. This illustration assumes that the currently illustrated non-guaranteed elements will continue unchanged for all years shown. This is not likely to occur, and actual results may be more or less favorable than those shown. Non-guaranteed elements can change, subject to guarantees included in this Policy.

**LTC Benefit Internal Rate of Return** – The rate of return, compounded annually, that would have to be earned on the premium to accumulate to the LTC Benefit, which is assumed to be paid out monthly, under current assumptions.

**Tax Equivalent Yield** – The rate of return, compounded annually, that would have to be earned on a taxable investment equivalent to the Premium Outlay in order to accumulate an amount equal to the Policy's LTC benefit.

**Premium Charge** – This charge is deducted from each premium payment. It is charged as a percentage of premium.

**Administrative Charge** – This charge is deducted annually from your Policy. It is charged per thousand of your Policy's face amount.

**Cost of Insurance Charge** – This charge is deducted annually from your Policy. It is charged per thousand of your Policy's net amount at risk. This charge is a non-guaranteed element and can change.

**Rider Charges** – The charges deducted annually from your Policy for the Long-Term Care Acceleration of Death Benefit Rider and the Extension of Benefits Rider. These are charged per thousand of the riders' remaining maximum lifetime benefit amount.

**Interest Credited** – The total interest credited to the cash value.

# Illustration Summary

Date Prepared: 12/19/2022

## Client Profile

### Policyowner

- Female Age 45
- Issue State: Pennsylvania

### Insured

- Female Age 45
- Age: 45
- Gender: Female
- Risk Class: Non-Smoker

## Illustrated Benefits

- LTC Coverage: Fixed Growth LTC
- Total LTC Benefit Period: 4 Years
- Face Amount: \$60,142.51
- Initial Death Benefit: \$137,655.00

## Premium

- Premium Paying Period: 1 Year
- Planned Annual Premium: \$90,000

## Premium Allocation

Indexed Accounts	Initial Premium Allocation	Current Cap Rate	Guaranteed Minimum Cap Rate	Guaranteed Minimum Floor Rate	Initial Illustrated Rates
S&P 500	100%	9.50%	3.00%	0.00%	5.86%
Total	100%				



# Summary of Values

Female Age 45, Female, 45, Non-Smoker  
Fixed Growth LTC, 4 Year Total LTC Benefit Period

		Guaranteed			Midpoint Non-Guaranteed			Current Non-Guaranteed		
Year	Premium Outlay	Cash Surrender Value	Death Benefit	Monthly LTC Benefit	Cash Surrender Value	Death Benefit	Monthly LTC Benefit	Cash Surrender Value	Death Benefit	Monthly LTC Benefit
5	\$0	\$58,762	\$119,229	\$2,985	\$64,974	\$131,832	\$2,985	\$75,339	\$152,863	\$2,985
10	\$0	\$51,085	\$94,558	\$3,810	\$63,718	\$117,943	\$3,810	\$87,734	\$162,395	\$3,810
20	\$0	\$20,399	\$60,143	\$6,206	\$45,556	\$70,793	\$6,206	\$108,269	\$168,251	\$6,206
Age 70	\$0	\$0	\$60,143	\$8,316	\$18,117	\$60,143	\$8,316	\$112,070	\$157,683	\$8,316
Total to Age 121	\$90,000	\$0	\$60,143	\$100,134	\$0	\$60,143	\$100,134	\$0	\$60,143	\$100,134

Midpoint values are based on an average of current and guaranteed crediting rates and charges.

## Signatures

I have received a copy of this 34 page illustration. My financial representative has explained to me, and I understand that **any non-guaranteed elements illustrated are subject to change** and could be either higher or lower.

### Applicant Signature

\_\_\_\_\_ Date \_\_\_\_\_

I certify that this illustration has been presented to the applicant and that I have explained that **any non-guaranteed elements illustrated are subject to change**. I have made no statements that are inconsistent with the illustration.

By signing below, I certify that I am licensed to sell life insurance, and also accident/sickness/health insurance, as required by the state in which the proposed Policy will be issued, and that I am certified to sell long-term care insurance if so required by that state, and that all necessary continuing education requirements are current.

### Financial Representative Signature

\_\_\_\_\_ Date \_\_\_\_\_



# Policy Values Ledger

Female Age 45, Female, 45, Non-Smoker

Fixed Growth LTC, 4 Year Total LTC Benefit Period

## Guaranteed Scale Maximum Charges, Minimum Interest Crediting Rate of 1.00%

Year	Age	Premium Outlay	Cash Surrender Value	Death Benefit	Lifetime LTC Benefit	Annual LTC Benefit	Monthly LTC Benefit	IRR on Lifetime LTC Benefit	Tax Equivalent Yield
1	45	\$90,000	\$62,381	\$136,303	\$127,019	\$29,470	\$2,456	17.93%	24.91%
2	46	\$0	\$61,657	\$132,192	\$133,370	\$30,943	\$2,579	13.57%	18.84%
3	47	\$0	\$60,816	\$128,017	\$140,038	\$32,490	\$2,708	11.42%	15.87%
4	48	\$0	\$59,854	\$123,658	\$147,040	\$34,115	\$2,843	10.14%	14.09%
5	49	\$0	\$58,762	\$119,229	\$154,392	\$35,821	\$2,985	9.29%	12.90%
6	50	\$0	\$57,536	\$114,553	\$162,112	\$37,612	\$3,134	8.68%	12.06%
7	51	\$0	\$56,162	\$109,796	\$170,217	\$39,492	\$3,291	8.22%	11.42%
8	52	\$0	\$54,634	\$104,898	\$178,728	\$41,467	\$3,456	7.87%	10.93%
9	53	\$0	\$52,944	\$99,800	\$187,664	\$43,540	\$3,628	7.58%	10.53%
10	54	\$0	\$51,085	\$94,558	\$197,048	\$45,717	\$3,810	7.35%	10.21%
11	55	\$0	\$49,046	\$89,165	\$206,900	\$48,003	\$4,000	7.15%	9.94%
12	56	\$0	\$46,820	\$83,621	\$217,245	\$50,403	\$4,200	6.99%	9.71%
13	57	\$0	\$44,400	\$77,922	\$228,107	\$52,924	\$4,410	6.85%	9.51%
14	58	\$0	\$41,773	\$72,016	\$239,513	\$55,570	\$4,631	6.72%	9.34%
15	59	\$0	\$38,906	\$65,907	\$251,488	\$58,348	\$4,862	6.62%	9.19%
16	60	\$0	\$35,787	\$60,143	\$264,063	\$61,266	\$5,105	6.52%	9.06%
17	61	\$0	\$32,396	\$60,143	\$277,266	\$64,329	\$5,361	6.44%	8.94%
18	62	\$0	\$28,716	\$60,143	\$291,129	\$67,545	\$5,629	6.36%	8.84%
19	63	\$0	\$24,724	\$60,143	\$305,686	\$70,923	\$5,910	6.29%	8.74%
20	64	\$0	\$20,399	\$60,143	\$320,970	\$74,469	\$6,206	6.23%	8.66%

# Policy Values Ledger

Female Age 45, Female, 45, Non-Smoker

Fixed Growth LTC, 4 Year Total LTC Benefit Period

## Guaranteed Scale Maximum Charges, Minimum Interest Crediting Rate of 1.00%

Year	Age	Premium Outlay	Cash Surrender Value	Death Benefit	Lifetime LTC Benefit	Annual LTC Benefit	Monthly LTC Benefit	IRR on Lifetime LTC Benefit	Tax Equivalent Yield
21	65	\$0	\$15,717	\$60,143	\$337,018	\$78,192	\$6,516	6.18%	8.58%
22	66	\$0	\$10,652	\$60,143	\$353,869	\$82,102	\$6,842	6.13%	8.51%
23	67	\$0	\$5,203	\$60,143	\$371,563	\$86,207	\$7,184	6.08%	8.44%
24	68	\$0	\$0	\$60,143	\$390,141	\$90,517	\$7,543	6.04%	8.38%
25	69	\$0	\$0	\$60,143	\$409,648	\$95,043	\$7,920	6.00%	8.33%
26	70	\$0	\$0	\$60,143	\$430,130	\$99,795	\$8,316	5.96%	8.28%
27	71	\$0	\$0	\$60,143	\$451,637	\$104,785	\$8,732	5.93%	8.23%
28	72	\$0	\$0	\$60,143	\$474,219	\$110,024	\$9,169	5.89%	8.19%
29	73	\$0	\$0	\$60,143	\$497,930	\$115,526	\$9,627	5.86%	8.14%
30	74	\$0	\$0	\$60,143	\$522,826	\$121,302	\$10,108	5.84%	8.11%
31	75	\$0	\$0	\$60,143	\$548,967	\$127,367	\$10,614	5.81%	8.07%
32	76	\$0	\$0	\$60,143	\$576,416	\$133,735	\$11,145	5.79%	8.04%
33	77	\$0	\$0	\$60,143	\$605,236	\$140,422	\$11,702	5.76%	8.00%
34	78	\$0	\$0	\$60,143	\$635,498	\$147,443	\$12,287	5.74%	7.97%
35	79	\$0	\$0	\$60,143	\$667,273	\$154,815	\$12,901	5.72%	7.95%
36	80	\$0	\$0	\$60,143	\$700,637	\$162,556	\$13,546	5.70%	7.92%
37	81	\$0	\$0	\$60,143	\$735,669	\$170,684	\$14,224	5.68%	7.89%
38	82	\$0	\$0	\$60,143	\$772,452	\$179,218	\$14,935	5.67%	7.87%
39	83	\$0	\$0	\$60,143	\$811,075	\$188,179	\$15,682	5.65%	7.85%
40	84	\$0	\$0	\$60,143	\$851,628	\$197,588	\$16,466	5.63%	7.82%

# Policy Values Ledger

Female Age 45, Female, 45, Non-Smoker

Fixed Growth LTC, 4 Year Total LTC Benefit Period

## Guaranteed Scale Maximum Charges, Minimum Interest Crediting Rate of 1.00%

Year	Age	Premium Outlay	Cash Surrender Value	Death Benefit	Lifetime LTC Benefit	Annual LTC Benefit	Monthly LTC Benefit	IRR on Lifetime LTC Benefit	Tax Equivalent Yield
41	85	\$0	\$0	\$60,143	\$894,210	\$207,467	\$17,289	5.62%	7.80%
42	86	\$0	\$0	\$60,143	\$938,920	\$217,841	\$18,153	5.60%	7.78%
43	87	\$0	\$0	\$60,143	\$985,866	\$228,733	\$19,061	5.59%	7.76%
44	88	\$0	\$0	\$60,143	\$1,035,160	\$240,169	\$20,014	5.58%	7.75%
45	89	\$0	\$0	\$60,143	\$1,086,918	\$252,178	\$21,015	5.56%	7.73%
46	90	\$0	\$0	\$60,143	\$1,141,264	\$264,787	\$22,066	5.55%	7.71%
47	91	\$0	\$0	\$60,143	\$1,198,327	\$278,026	\$23,169	5.54%	7.70%
48	92	\$0	\$0	\$60,143	\$1,258,243	\$291,927	\$24,327	5.53%	7.68%
49	93	\$0	\$0	\$60,143	\$1,321,155	\$306,524	\$25,544	5.52%	7.67%
50	94	\$0	\$0	\$60,143	\$1,387,213	\$321,850	\$26,821	5.51%	7.65%
51	95	\$0	\$0	\$60,143	\$1,456,574	\$337,942	\$28,162	5.50%	7.64%
52	96	\$0	\$0	\$60,143	\$1,529,402	\$354,839	\$29,570	5.49%	7.62%
53	97	\$0	\$0	\$60,143	\$1,605,872	\$372,581	\$31,048	5.48%	7.61%
54	98	\$0	\$0	\$60,143	\$1,686,166	\$391,210	\$32,601	5.47%	7.60%
55	99	\$0	\$0	\$60,143	\$1,770,474	\$410,771	\$34,231	5.46%	7.59%
56	100	\$0	\$0	\$60,143	\$1,858,998	\$431,310	\$35,942	5.46%	7.58%
57	101	\$0	\$0	\$60,143	\$1,951,948	\$452,875	\$37,740	5.45%	7.57%
58	102	\$0	\$0	\$60,143	\$2,049,545	\$475,519	\$39,627	5.44%	7.56%
59	103	\$0	\$0	\$60,143	\$2,152,023	\$499,295	\$41,608	5.43%	7.55%
60	104	\$0	\$0	\$60,143	\$2,259,624	\$524,259	\$43,688	5.43%	7.54%

# Policy Values Ledger

Female Age 45, Female, 45, Non-Smoker

Fixed Growth LTC, 4 Year Total LTC Benefit Period

## Guaranteed Scale Maximum Charges, Minimum Interest Crediting Rate of 1.00%

Year	Age	Premium Outlay	Cash Surrender Value	Death Benefit	Lifetime LTC Benefit	Annual LTC Benefit	Monthly LTC Benefit	IRR on Lifetime LTC Benefit	Tax Equivalent Yield
61	105	\$0	\$0	\$60,143	\$2,372,605	\$550,472	\$45,873	5.42%	7.53%
62	106	\$0	\$0	\$60,143	\$2,491,235	\$577,996	\$48,166	5.41%	7.52%
63	107	\$0	\$0	\$60,143	\$2,615,797	\$606,896	\$50,575	5.41%	7.51%
64	108	\$0	\$0	\$60,143	\$2,746,587	\$637,241	\$53,103	5.40%	7.50%
65	109	\$0	\$0	\$60,143	\$2,883,916	\$669,103	\$55,759	5.39%	7.49%
66	110	\$0	\$0	\$60,143	\$3,028,112	\$702,558	\$58,546	5.39%	7.48%
67	111	\$0	\$0	\$60,143	\$3,179,518	\$737,686	\$61,474	5.38%	7.47%
68	112	\$0	\$0	\$60,143	\$3,338,493	\$774,570	\$64,547	5.38%	7.47%
69	113	\$0	\$0	\$60,143	\$3,505,418	\$813,298	\$67,775	5.37%	7.46%
70	114	\$0	\$0	\$60,143	\$3,680,689	\$853,963	\$71,164	5.37%	7.45%
71	115	\$0	\$0	\$60,143	\$3,864,724	\$896,662	\$74,722	5.36%	7.45%
72	116	\$0	\$0	\$60,143	\$4,057,960	\$941,495	\$78,458	5.36%	7.44%
73	117	\$0	\$0	\$60,143	\$4,260,858	\$988,569	\$82,381	5.35%	7.43%
74	118	\$0	\$0	\$60,143	\$4,473,901	\$1,037,998	\$86,500	5.35%	7.43%
75	119	\$0	\$0	\$60,143	\$4,697,596	\$1,089,898	\$90,825	5.34%	7.42%
76	120	\$0	\$0	\$60,143	\$4,932,475	\$1,144,393	\$95,366	5.34%	7.41%
77	121	\$0	\$0	\$60,143	\$5,179,099	\$1,201,612	\$100,134	5.33%	7.41%
78	122	\$0	\$0	\$60,143	\$5,438,054	\$1,261,693	\$105,141	5.33%	7.40%
79	123	\$0	\$0	\$60,143	\$5,709,957	\$1,324,778	\$110,398	5.32%	7.40%
80	124	\$0	\$0	\$60,143	\$5,995,455	\$1,391,016	\$115,918	5.32%	7.39%

# Policy Values Ledger

Female Age 45, Female, 45, Non-Smoker

Fixed Growth LTC, 4 Year Total LTC Benefit Period

## Non-Guaranteed Alternate Scale Current Charges, 3.25% Initial Assumed Rate

Year	Age	Premium Outlay	Cash Surrender Value	Death Benefit	Lifetime LTC Benefit	Annual LTC Benefit	Monthly LTC Benefit	IRR on Lifetime LTC Benefit	Tax Equivalent Yield
1	45	\$90,000	\$63,829	\$139,467	\$127,019	\$29,470	\$2,456	17.93%	24.91%
2	46	\$0	\$64,566	\$138,429	\$133,370	\$30,943	\$2,579	13.57%	18.84%
3	47	\$0	\$65,194	\$137,233	\$140,038	\$32,490	\$2,708	11.42%	15.87%
4	48	\$0	\$65,716	\$135,770	\$147,040	\$34,115	\$2,843	10.14%	14.09%
5	49	\$0	\$66,131	\$134,179	\$154,392	\$35,821	\$2,985	9.29%	12.90%
6	50	\$0	\$66,431	\$132,265	\$162,112	\$37,612	\$3,134	8.68%	12.06%
7	51	\$0	\$66,596	\$130,195	\$170,217	\$39,492	\$3,291	8.22%	11.42%
8	52	\$0	\$66,618	\$127,907	\$178,728	\$41,467	\$3,456	7.87%	10.93%
9	53	\$0	\$66,484	\$125,323	\$187,664	\$43,540	\$3,628	7.58%	10.53%
10	54	\$0	\$66,192	\$122,521	\$197,048	\$45,717	\$3,810	7.35%	10.21%
11	55	\$0	\$65,720	\$119,480	\$206,900	\$48,003	\$4,000	7.15%	9.94%
12	56	\$0	\$65,061	\$116,200	\$217,245	\$50,403	\$4,200	6.99%	9.71%
13	57	\$0	\$64,200	\$112,671	\$228,107	\$52,924	\$4,410	6.85%	9.51%
14	58	\$0	\$63,126	\$108,830	\$239,513	\$55,570	\$4,631	6.72%	9.34%
15	59	\$0	\$61,814	\$104,713	\$251,488	\$58,348	\$4,862	6.62%	9.19%
16	60	\$0	\$60,251	\$100,318	\$264,063	\$61,266	\$5,105	6.52%	9.06%
17	61	\$0	\$58,418	\$95,572	\$277,266	\$64,329	\$5,361	6.44%	8.94%
18	62	\$0	\$56,302	\$90,534	\$291,129	\$67,545	\$5,629	6.36%	8.84%
19	63	\$0	\$53,872	\$85,172	\$305,686	\$70,923	\$5,910	6.29%	8.74%
20	64	\$0	\$51,113	\$79,429	\$320,970	\$74,469	\$6,206	6.23%	8.66%

This illustration assumes that the above illustrated non-guaranteed elements will continue unchanged for all years shown. This is not likely to occur, and actual results may be more or less favorable than those shown. Please refer to the Guaranteed Scale starting on page 17 for guaranteed components of the Policy.

# Policy Values Ledger

Female Age 45, Female, 45, Non-Smoker

Fixed Growth LTC, 4 Year Total LTC Benefit Period

## Non-Guaranteed Alternate Scale Current Charges, 3.25% Initial Assumed Rate

Year	Age	Premium Outlay	Cash Surrender Value	Death Benefit	Lifetime LTC Benefit	Annual LTC Benefit	Monthly LTC Benefit	IRR on Lifetime LTC Benefit	Tax Equivalent Yield
21	65	\$0	\$48,001	\$73,345	\$337,018	\$78,192	\$6,516	6.18%	8.58%
22	66	\$0	\$44,518	\$66,910	\$353,869	\$82,102	\$6,842	6.13%	8.51%
23	67	\$0	\$40,619	\$60,143	\$371,563	\$86,207	\$7,184	6.08%	8.44%
24	68	\$0	\$36,244	\$60,143	\$390,141	\$90,517	\$7,543	6.04%	8.38%
25	69	\$0	\$31,343	\$60,143	\$409,648	\$95,043	\$7,920	6.00%	8.33%
26	70	\$0	\$25,858	\$60,143	\$430,130	\$99,795	\$8,316	5.96%	8.28%
27	71	\$0	\$19,748	\$60,143	\$451,637	\$104,785	\$8,732	5.93%	8.23%
28	72	\$0	\$12,951	\$60,143	\$474,219	\$110,024	\$9,169	5.89%	8.19%
29	73	\$0	\$5,398	\$60,143	\$497,930	\$115,526	\$9,627	5.86%	8.14%
30	74	\$0	\$0	\$60,143	\$522,826	\$121,302	\$10,108	5.84%	8.11%
31	75	\$0	\$0	\$60,143	\$548,967	\$127,367	\$10,614	5.81%	8.07%
32	76	\$0	\$0	\$60,143	\$576,416	\$133,735	\$11,145	5.79%	8.04%
33	77	\$0	\$0	\$60,143	\$605,236	\$140,422	\$11,702	5.76%	8.00%
34	78	\$0	\$0	\$60,143	\$635,498	\$147,443	\$12,287	5.74%	7.97%
35	79	\$0	\$0	\$60,143	\$667,273	\$154,815	\$12,901	5.72%	7.95%
36	80	\$0	\$0	\$60,143	\$700,637	\$162,556	\$13,546	5.70%	7.92%
37	81	\$0	\$0	\$60,143	\$735,669	\$170,684	\$14,224	5.68%	7.89%
38	82	\$0	\$0	\$60,143	\$772,452	\$179,218	\$14,935	5.67%	7.87%
39	83	\$0	\$0	\$60,143	\$811,075	\$188,179	\$15,682	5.65%	7.85%
40	84	\$0	\$0	\$60,143	\$851,628	\$197,588	\$16,466	5.63%	7.82%

This illustration assumes that the above illustrated non-guaranteed elements will continue unchanged for all years shown. This is not likely to occur, and actual results may be more or less favorable than those shown. Please refer to the Guaranteed Scale starting on page 17 for guaranteed components of the Policy.

# Policy Values Ledger

Female Age 45, Female, 45, Non-Smoker

Fixed Growth LTC, 4 Year Total LTC Benefit Period

## Non-Guaranteed Alternate Scale Current Charges, 3.25% Initial Assumed Rate

Year	Age	Premium Outlay	Cash Surrender Value	Death Benefit	Lifetime LTC Benefit	Annual LTC Benefit	Monthly LTC Benefit	IRR on Lifetime LTC Benefit	Tax Equivalent Yield
41	85	\$0	\$0	\$60,143	\$894,210	\$207,467	\$17,289	5.62%	7.80%
42	86	\$0	\$0	\$60,143	\$938,920	\$217,841	\$18,153	5.60%	7.78%
43	87	\$0	\$0	\$60,143	\$985,866	\$228,733	\$19,061	5.59%	7.76%
44	88	\$0	\$0	\$60,143	\$1,035,160	\$240,169	\$20,014	5.58%	7.75%
45	89	\$0	\$0	\$60,143	\$1,086,918	\$252,178	\$21,015	5.56%	7.73%
46	90	\$0	\$0	\$60,143	\$1,141,264	\$264,787	\$22,066	5.55%	7.71%
47	91	\$0	\$0	\$60,143	\$1,198,327	\$278,026	\$23,169	5.54%	7.70%
48	92	\$0	\$0	\$60,143	\$1,258,243	\$291,927	\$24,327	5.53%	7.68%
49	93	\$0	\$0	\$60,143	\$1,321,155	\$306,524	\$25,544	5.52%	7.67%
50	94	\$0	\$0	\$60,143	\$1,387,213	\$321,850	\$26,821	5.51%	7.65%
51	95	\$0	\$0	\$60,143	\$1,456,574	\$337,942	\$28,162	5.50%	7.64%
52	96	\$0	\$0	\$60,143	\$1,529,402	\$354,839	\$29,570	5.49%	7.62%
53	97	\$0	\$0	\$60,143	\$1,605,872	\$372,581	\$31,048	5.48%	7.61%
54	98	\$0	\$0	\$60,143	\$1,686,166	\$391,210	\$32,601	5.47%	7.60%
55	99	\$0	\$0	\$60,143	\$1,770,474	\$410,771	\$34,231	5.46%	7.59%
56	100	\$0	\$0	\$60,143	\$1,858,998	\$431,310	\$35,942	5.46%	7.58%
57	101	\$0	\$0	\$60,143	\$1,951,948	\$452,875	\$37,740	5.45%	7.57%
58	102	\$0	\$0	\$60,143	\$2,049,545	\$475,519	\$39,627	5.44%	7.56%
59	103	\$0	\$0	\$60,143	\$2,152,023	\$499,295	\$41,608	5.43%	7.55%
60	104	\$0	\$0	\$60,143	\$2,259,624	\$524,259	\$43,688	5.43%	7.54%

This illustration assumes that the above illustrated non-guaranteed elements will continue unchanged for all years shown. This is not likely to occur, and actual results may be more or less favorable than those shown. Please refer to the Guaranteed Scale starting on page 17 for guaranteed components of the Policy.

# Policy Values Ledger

Female Age 45, Female, 45, Non-Smoker

Fixed Growth LTC, 4 Year Total LTC Benefit Period

## Non-Guaranteed Alternate Scale Current Charges, 3.25% Initial Assumed Rate

Year	Age	Premium Outlay	Cash Surrender Value	Death Benefit	Lifetime LTC Benefit	Annual LTC Benefit	Monthly LTC Benefit	IRR on Lifetime LTC Benefit	Tax Equivalent Yield
61	105	\$0	\$0	\$60,143	\$2,372,605	\$550,472	\$45,873	5.42%	7.53%
62	106	\$0	\$0	\$60,143	\$2,491,235	\$577,996	\$48,166	5.41%	7.52%
63	107	\$0	\$0	\$60,143	\$2,615,797	\$606,896	\$50,575	5.41%	7.51%
64	108	\$0	\$0	\$60,143	\$2,746,587	\$637,241	\$53,103	5.40%	7.50%
65	109	\$0	\$0	\$60,143	\$2,883,916	\$669,103	\$55,759	5.39%	7.49%
66	110	\$0	\$0	\$60,143	\$3,028,112	\$702,558	\$58,546	5.39%	7.48%
67	111	\$0	\$0	\$60,143	\$3,179,518	\$737,686	\$61,474	5.38%	7.47%
68	112	\$0	\$0	\$60,143	\$3,338,493	\$774,570	\$64,547	5.38%	7.47%
69	113	\$0	\$0	\$60,143	\$3,505,418	\$813,298	\$67,775	5.37%	7.46%
70	114	\$0	\$0	\$60,143	\$3,680,689	\$853,963	\$71,164	5.37%	7.45%
71	115	\$0	\$0	\$60,143	\$3,864,724	\$896,662	\$74,722	5.36%	7.45%
72	116	\$0	\$0	\$60,143	\$4,057,960	\$941,495	\$78,458	5.36%	7.44%
73	117	\$0	\$0	\$60,143	\$4,260,858	\$988,569	\$82,381	5.35%	7.43%
74	118	\$0	\$0	\$60,143	\$4,473,901	\$1,037,998	\$86,500	5.35%	7.43%
75	119	\$0	\$0	\$60,143	\$4,697,596	\$1,089,898	\$90,825	5.34%	7.42%
76	120	\$0	\$0	\$60,143	\$4,932,475	\$1,144,393	\$95,366	5.34%	7.41%
77	121	\$0	\$0	\$60,143	\$5,179,099	\$1,201,612	\$100,134	5.33%	7.41%
78	122	\$0	\$0	\$60,143	\$5,438,054	\$1,261,693	\$105,141	5.33%	7.40%
79	123	\$0	\$0	\$60,143	\$5,709,957	\$1,324,778	\$110,398	5.32%	7.40%
80	124	\$0	\$0	\$60,143	\$5,995,455	\$1,391,016	\$115,918	5.32%	7.39%

This illustration assumes that the above illustrated non-guaranteed elements will continue unchanged for all years shown. This is not likely to occur, and actual results may be more or less favorable than those shown. Please refer to the Guaranteed Scale starting on page 17 for guaranteed components of the Policy.



# Policy Values Ledger

Female Age 45, Female, 45, Non-Smoker  
 Fixed Growth LTC, 4 Year Total LTC Benefit Period

Initial Assumed Rate  
 S&P 500: 5.86%

## Non-Guaranteed Scale Current Charges, Initial Assumed Rate Fixed Growth LTC – 5% Compound Growth\*

Year	Age	Premium Outlay	Cash Surrender Value	Death Benefit	Lifetime LTC Benefit	Annual LTC Benefit	Monthly LTC Benefit	IRR on Lifetime LTC Benefit	Tax Equivalent Yield
1	45	\$90,000	\$65,443	\$142,992	\$127,019	\$29,470	\$2,456	17.93%	24.91%
2	46	\$0	\$67,898	\$145,574	\$133,370	\$30,943	\$2,579	13.57%	18.84%
3	47	\$0	\$70,366	\$148,120	\$140,038	\$32,490	\$2,708	11.42%	15.87%
4	48	\$0	\$72,846	\$150,499	\$147,040	\$34,115	\$2,843	10.14%	14.09%
5	49	\$0	\$75,339	\$152,863	\$154,392	\$35,821	\$2,985	9.29%	12.90%
6	50	\$0	\$77,839	\$154,978	\$162,112	\$37,612	\$3,134	8.68%	12.06%
7	51	\$0	\$80,338	\$157,060	\$170,217	\$39,492	\$3,291	8.22%	11.42%
8	52	\$0	\$82,826	\$159,025	\$178,728	\$41,467	\$3,456	7.87%	10.93%
9	53	\$0	\$85,293	\$160,777	\$187,664	\$43,540	\$3,628	7.58%	10.53%
10	54	\$0	\$87,734	\$162,395	\$197,048	\$45,717	\$3,810	7.35%	10.21%
11	55	\$0	\$90,144	\$163,881	\$206,900	\$48,003	\$4,000	7.15%	9.94%
12	56	\$0	\$92,512	\$165,226	\$217,245	\$50,403	\$4,200	6.99%	9.71%
13	57	\$0	\$94,826	\$166,420	\$228,107	\$52,924	\$4,410	6.85%	9.51%
14	58	\$0	\$97,074	\$167,355	\$239,513	\$55,570	\$4,631	6.72%	9.34%
15	59	\$0	\$99,241	\$168,114	\$251,488	\$58,348	\$4,862	6.62%	9.19%
16	60	\$0	\$101,312	\$168,685	\$264,063	\$61,266	\$5,105	6.52%	9.06%
17	61	\$0	\$103,270	\$168,950	\$277,266	\$64,329	\$5,361	6.44%	8.94%
18	62	\$0	\$105,096	\$168,995	\$291,129	\$67,545	\$5,629	6.36%	8.84%
19	63	\$0	\$106,769	\$168,802	\$305,686	\$70,923	\$5,910	6.29%	8.74%
20	64	\$0	\$108,269	\$168,251	\$320,970	\$74,469	\$6,206	6.23%	8.66%

This illustration assumes that the above illustrated non-guaranteed elements will continue unchanged for all years shown. This is not likely to occur, and actual results may be more or less favorable than those shown. Please refer to the Guaranteed Scale starting on page 17 for guaranteed components of the Policy.

\* The Fixed Growth LTC Option guarantees that the maximum monthly LTC benefit will increase 5.00% annually, which may help protect against inflation

# Policy Values Ledger

Female Age 45, Female, 45, Non-Smoker  
Fixed Growth LTC, 4 Year Total LTC Benefit Period

Initial Assumed Rate  
S&P 500: 5.86%

## Non-Guaranteed Scale Current Charges, Initial Assumed Rate Fixed Growth LTC – 5% Compound Growth\*

Year	Age	Premium Outlay	Cash Surrender Value	Death Benefit	Lifetime LTC Benefit	Annual LTC Benefit	Monthly LTC Benefit	IRR on Lifetime LTC Benefit	Tax Equivalent Yield
21	65	\$0	\$109,572	\$167,425	\$337,018	\$78,192	\$6,516	6.18%	8.58%
22	66	\$0	\$110,652	\$166,310	\$353,869	\$82,102	\$6,842	6.13%	8.51%
23	67	\$0	\$111,480	\$164,767	\$371,563	\$86,207	\$7,184	6.08%	8.44%
24	68	\$0	\$112,021	\$162,879	\$390,141	\$90,517	\$7,543	6.04%	8.38%
25	69	\$0	\$112,233	\$160,494	\$409,648	\$95,043	\$7,920	6.00%	8.33%
26	70	\$0	\$112,070	\$157,683	\$430,130	\$99,795	\$8,316	5.96%	8.28%
27	71	\$0	\$111,520	\$154,344	\$451,637	\$104,785	\$8,732	5.93%	8.23%
28	72	\$0	\$110,540	\$150,666	\$474,219	\$110,024	\$9,169	5.89%	8.19%
29	73	\$0	\$109,089	\$146,398	\$497,930	\$115,526	\$9,627	5.86%	8.14%
30	74	\$0	\$107,122	\$141,508	\$522,826	\$121,302	\$10,108	5.84%	8.11%
31	75	\$0	\$104,590	\$136,071	\$548,967	\$127,367	\$10,614	5.81%	8.07%
32	76	\$0	\$101,439	\$130,045	\$576,416	\$133,735	\$11,145	5.79%	8.04%
33	77	\$0	\$97,617	\$123,290	\$605,236	\$140,422	\$11,702	5.76%	8.00%
34	78	\$0	\$93,062	\$115,862	\$635,498	\$147,443	\$12,287	5.74%	7.97%
35	79	\$0	\$87,712	\$107,710	\$667,273	\$154,815	\$12,901	5.72%	7.95%
36	80	\$0	\$81,498	\$98,775	\$700,637	\$162,556	\$13,546	5.70%	7.92%
37	81	\$0	\$74,349	\$88,921	\$735,669	\$170,684	\$14,224	5.68%	7.89%
38	82	\$0	\$66,188	\$78,169	\$772,452	\$179,218	\$14,935	5.67%	7.87%
39	83	\$0	\$56,936	\$66,388	\$811,075	\$188,179	\$15,682	5.65%	7.85%
40	84	\$0	\$46,116	\$60,143	\$851,628	\$197,588	\$16,466	5.63%	7.82%

This illustration assumes that the above illustrated non-guaranteed elements will continue unchanged for all years shown. This is not likely to occur, and actual results may be more or less favorable than those shown. Please refer to the Guaranteed Scale starting on page 17 for guaranteed components of the Policy.

\* The Fixed Growth LTC Option guarantees that the maximum monthly LTC benefit will increase 5.00% annually, which may help protect against inflation

# Policy Values Ledger

Female Age 45, Female, 45, Non-Smoker  
 Fixed Growth LTC, 4 Year Total LTC Benefit Period

Initial Assumed Rate  
 S&P 500: 5.86%

## Non-Guaranteed Scale Current Charges, Initial Assumed Rate Fixed Growth LTC – 5% Compound Growth\*

Year	Age	Premium Outlay	Cash Surrender Value	Death Benefit	Lifetime LTC Benefit	Annual LTC Benefit	Monthly LTC Benefit	IRR on Lifetime LTC Benefit	Tax Equivalent Yield
41	85	\$0	\$33,304	\$60,143	\$894,210	\$207,467	\$17,289	5.62%	7.80%
42	86	\$0	\$18,044	\$60,143	\$938,920	\$217,841	\$18,153	5.60%	7.78%
43	87	\$0	\$0	\$60,143	\$985,866	\$228,733	\$19,061	5.59%	7.76%
44	88	\$0	\$0	\$60,143	\$1,035,160	\$240,169	\$20,014	5.58%	7.75%
45	89	\$0	\$0	\$60,143	\$1,086,918	\$252,178	\$21,015	5.56%	7.73%
46	90	\$0	\$0	\$60,143	\$1,141,264	\$264,787	\$22,066	5.55%	7.71%
47	91	\$0	\$0	\$60,143	\$1,198,327	\$278,026	\$23,169	5.54%	7.70%
48	92	\$0	\$0	\$60,143	\$1,258,243	\$291,927	\$24,327	5.53%	7.68%
49	93	\$0	\$0	\$60,143	\$1,321,155	\$306,524	\$25,544	5.52%	7.67%
50	94	\$0	\$0	\$60,143	\$1,387,213	\$321,850	\$26,821	5.51%	7.65%
51	95	\$0	\$0	\$60,143	\$1,456,574	\$337,942	\$28,162	5.50%	7.64%
52	96	\$0	\$0	\$60,143	\$1,529,402	\$354,839	\$29,570	5.49%	7.62%
53	97	\$0	\$0	\$60,143	\$1,605,872	\$372,581	\$31,048	5.48%	7.61%
54	98	\$0	\$0	\$60,143	\$1,686,166	\$391,210	\$32,601	5.47%	7.60%
55	99	\$0	\$0	\$60,143	\$1,770,474	\$410,771	\$34,231	5.46%	7.59%
56	100	\$0	\$0	\$60,143	\$1,858,998	\$431,310	\$35,942	5.46%	7.58%
57	101	\$0	\$0	\$60,143	\$1,951,948	\$452,875	\$37,740	5.45%	7.57%
58	102	\$0	\$0	\$60,143	\$2,049,545	\$475,519	\$39,627	5.44%	7.56%
59	103	\$0	\$0	\$60,143	\$2,152,023	\$499,295	\$41,608	5.43%	7.55%
60	104	\$0	\$0	\$60,143	\$2,259,624	\$524,259	\$43,688	5.43%	7.54%

This illustration assumes that the above illustrated non-guaranteed elements will continue unchanged for all years shown. This is not likely to occur, and actual results may be more or less favorable than those shown. Please refer to the Guaranteed Scale starting on page 17 for guaranteed components of the Policy.

\* The Fixed Growth LTC Option guarantees that the maximum monthly LTC benefit will increase 5.00% annually, which may help protect against inflation

# Policy Values Ledger

Female Age 45, Female, 45, Non-Smoker  
Fixed Growth LTC, 4 Year Total LTC Benefit Period

Initial Assumed Rate  
S&P 500: 5.86%

## Non-Guaranteed Scale Current Charges, Initial Assumed Rate Fixed Growth LTC – 5% Compound Growth\*

Year	Age	Premium Outlay	Cash Surrender Value	Death Benefit	Lifetime LTC Benefit	Annual LTC Benefit	Monthly LTC Benefit	IRR on Lifetime LTC Benefit	Tax Equivalent Yield
61	105	\$0	\$0	\$60,143	\$2,372,605	\$550,472	\$45,873	5.42%	7.53%
62	106	\$0	\$0	\$60,143	\$2,491,235	\$577,996	\$48,166	5.41%	7.52%
63	107	\$0	\$0	\$60,143	\$2,615,797	\$606,896	\$50,575	5.41%	7.51%
64	108	\$0	\$0	\$60,143	\$2,746,587	\$637,241	\$53,103	5.40%	7.50%
65	109	\$0	\$0	\$60,143	\$2,883,916	\$669,103	\$55,759	5.39%	7.49%
66	110	\$0	\$0	\$60,143	\$3,028,112	\$702,558	\$58,546	5.39%	7.48%
67	111	\$0	\$0	\$60,143	\$3,179,518	\$737,686	\$61,474	5.38%	7.47%
68	112	\$0	\$0	\$60,143	\$3,338,493	\$774,570	\$64,547	5.38%	7.47%
69	113	\$0	\$0	\$60,143	\$3,505,418	\$813,298	\$67,775	5.37%	7.46%
70	114	\$0	\$0	\$60,143	\$3,680,689	\$853,963	\$71,164	5.37%	7.45%
71	115	\$0	\$0	\$60,143	\$3,864,724	\$896,662	\$74,722	5.36%	7.45%
72	116	\$0	\$0	\$60,143	\$4,057,960	\$941,495	\$78,458	5.36%	7.44%
73	117	\$0	\$0	\$60,143	\$4,260,858	\$988,569	\$82,381	5.35%	7.43%
74	118	\$0	\$0	\$60,143	\$4,473,901	\$1,037,998	\$86,500	5.35%	7.43%
75	119	\$0	\$0	\$60,143	\$4,697,596	\$1,089,898	\$90,825	5.34%	7.42%
76	120	\$0	\$0	\$60,143	\$4,932,475	\$1,144,393	\$95,366	5.34%	7.41%
77	121	\$0	\$0	\$60,143	\$5,179,099	\$1,201,612	\$100,134	5.33%	7.41%
78	122	\$0	\$0	\$60,143	\$5,438,054	\$1,261,693	\$105,141	5.33%	7.40%
79	123	\$0	\$0	\$60,143	\$5,709,957	\$1,324,778	\$110,398	5.32%	7.40%
80	124	\$0	\$0	\$60,143	\$5,995,455	\$1,391,016	\$115,918	5.32%	7.39%

This illustration assumes that the above illustrated non-guaranteed elements will continue unchanged for all years shown. This is not likely to occur, and actual results may be more or less favorable than those shown. Please refer to the Guaranteed Scale starting on page 17 for guaranteed components of the Policy.

\* The Fixed Growth LTC Option guarantees that the maximum monthly LTC benefit will increase 5.00% annually, which may help protect against inflation

# Detail Summary Report

Female Age 45, Female, 45, Non-Smoker  
 Fixed Growth LTC, 4 Year Total LTC Benefit Period

Initial Assumed Rate  
 S&P 500: 5.86%

## Non-Guaranteed Scale Current Charges, Initial Assumed Rate

Year	Premium Outlay	Premium Charge	Administrative Charge	Cost of Insurance Charge	Rider Charges	Interest Credited	Cash Surrender Value
1	\$90,000	\$27,000	\$17	\$37	\$1,126	\$3,623	\$65,443
2	\$0	\$0	\$17	\$58	\$1,228	\$3,759	\$67,898
3	\$0	\$0	\$17	\$76	\$1,334	\$3,895	\$70,366
4	\$0	\$0	\$17	\$89	\$1,447	\$4,032	\$72,846
5	\$0	\$0	\$17	\$96	\$1,564	\$4,170	\$75,339
6	\$0	\$0	\$17	\$104	\$1,688	\$4,309	\$77,839
7	\$0	\$0	\$17	\$114	\$1,818	\$4,447	\$80,338
8	\$0	\$0	\$17	\$126	\$1,955	\$4,585	\$82,826
9	\$0	\$0	\$17	\$140	\$2,098	\$4,721	\$85,293
10	\$0	\$0	\$17	\$151	\$2,248	\$4,857	\$87,734
11	\$0	\$0	\$17	\$157	\$2,406	\$4,990	\$90,144
12	\$0	\$0	\$17	\$164	\$2,572	\$5,121	\$92,512
13	\$0	\$0	\$17	\$172	\$2,746	\$5,249	\$94,826
14	\$0	\$0	\$17	\$181	\$2,929	\$5,374	\$97,074
15	\$0	\$0	\$17	\$189	\$3,121	\$5,494	\$99,241
16	\$0	\$0	\$17	\$198	\$3,322	\$5,608	\$101,312
17	\$0	\$0	\$17	\$208	\$3,534	\$5,717	\$103,270
18	\$0	\$0	\$17	\$219	\$3,756	\$5,818	\$105,096
19	\$0	\$0	\$17	\$231	\$3,989	\$5,910	\$106,769
20	\$0	\$0	\$17	\$242	\$4,234	\$5,993	\$108,269

Notes:

- (1) This is a supplemental life insurance illustration and is not valid unless accompanied by all pages and the Policy Values Ledger. Please refer to A Brief Description of Your Policy for Policy guarantees and other important information.
- (2) This illustration assumes that the above illustrated non-guaranteed elements will continue unchanged for all years shown. This is not likely to occur, and actual results may be more or less than those shown.

# Detail Summary Report

Female Age 45, Female, 45, Non-Smoker  
Fixed Growth LTC, 4 Year Total LTC Benefit Period

Initial Assumed Rate  
S&P 500: 5.86%

## Non-Guaranteed Scale Current Charges, Initial Assumed Rate

Year	Premium Outlay	Premium Charge	Administrative Charge	Cost of Insurance Charge	Rider Charges	Interest Credited	Cash Surrender Value
21	\$0	\$0	\$17	\$255	\$4,491	\$6,065	\$109,572
22	\$0	\$0	\$17	\$266	\$4,762	\$6,125	\$110,652
23	\$0	\$0	\$17	\$281	\$5,045	\$6,171	\$111,480
24	\$0	\$0	\$17	\$300	\$5,343	\$6,201	\$112,021
25	\$0	\$0	\$17	\$328	\$5,656	\$6,213	\$112,233
26	\$0	\$0	\$17	\$366	\$5,984	\$6,204	\$112,070
27	\$0	\$0	\$17	\$378	\$6,329	\$6,173	\$111,520
28	\$0	\$0	\$17	\$392	\$6,690	\$6,119	\$110,540
29	\$0	\$0	\$17	\$402	\$7,070	\$6,039	\$109,089
30	\$0	\$0	\$17	\$411	\$7,470	\$5,930	\$107,122
31	\$0	\$0	\$17	\$417	\$7,888	\$5,790	\$104,590
32	\$0	\$0	\$17	\$420	\$8,328	\$5,615	\$101,439
33	\$0	\$0	\$17	\$419	\$8,790	\$5,404	\$97,617
34	\$0	\$0	\$17	\$414	\$9,275	\$5,152	\$93,062
35	\$0	\$0	\$17	\$404	\$9,785	\$4,855	\$87,712
36	\$0	\$0	\$17	\$389	\$10,319	\$4,511	\$81,498
37	\$0	\$0	\$17	\$367	\$10,881	\$4,116	\$74,349
38	\$0	\$0	\$17	\$337	\$11,470	\$3,664	\$66,188
39	\$0	\$0	\$17	\$298	\$12,089	\$3,152	\$56,936
40	\$0	\$0	\$17	\$617	\$12,739	\$2,553	\$46,116

### Notes:

- (1) This is a supplemental life insurance illustration and is not valid unless accompanied by all pages and the Policy Values Ledger. Please refer to A Brief Description of Your Policy for Policy guarantees and other important information.
- (2) This illustration assumes that the above illustrated non-guaranteed elements will continue unchanged for all years shown. This is not likely to occur, and actual results may be more or less than those shown.

# Detail Summary Report

Female Age 45, Female, 45, Non-Smoker  
 Fixed Growth LTC, 4 Year Total LTC Benefit Period

Initial Assumed Rate  
 S&P 500: 5.86%

## Non-Guaranteed Scale Current Charges, Initial Assumed Rate

Year	Premium Outlay	Premium Charge	Administrative Charge	Cost of Insurance Charge	Rider Charges	Interest Credited	Cash Surrender Value
41	\$0	\$0	\$17	\$1,216	\$13,422	\$1,844	\$33,304
42	\$0	\$0	\$17	\$2,104	\$14,138	\$999	\$18,044
43	\$0	\$0	\$17	\$3,380	\$14,891	\$0	\$0
44	\$0	\$0	\$17	\$4,106	\$15,681	\$0	\$0
45	\$0	\$0	\$17	\$4,722	\$16,510	\$0	\$0
46	\$0	\$0	\$17	\$5,424	\$17,381	\$0	\$0
47	\$0	\$0	\$17	\$6,093	\$18,296	\$0	\$0
48	\$0	\$0	\$17	\$6,836	\$19,256	\$0	\$0
49	\$0	\$0	\$17	\$7,655	\$20,265	\$0	\$0
50	\$0	\$0	\$17	\$8,556	\$21,323	\$0	\$0
51	\$0	\$0	\$17	\$9,538	\$0	\$0	\$0
52	\$0	\$0	\$17	\$10,602	\$0	\$0	\$0
53	\$0	\$0	\$17	\$11,747	\$0	\$0	\$0
54	\$0	\$0	\$17	\$12,966	\$0	\$0	\$0
55	\$0	\$0	\$17	\$14,250	\$0	\$0	\$0
56	\$0	\$0	\$17	\$15,586	\$0	\$0	\$0
57	\$0	\$0	\$17	\$16,969	\$0	\$0	\$0
58	\$0	\$0	\$17	\$18,366	\$0	\$0	\$0
59	\$0	\$0	\$17	\$19,755	\$0	\$0	\$0
60	\$0	\$0	\$17	\$21,111	\$0	\$0	\$0

Notes:

- (1) This is a supplemental life insurance illustration and is not valid unless accompanied by all pages and the Policy Values Ledger. Please refer to A Brief Description of Your Policy for Policy guarantees and other important information.
- (2) This illustration assumes that the above illustrated non-guaranteed elements will continue unchanged for all years shown. This is not likely to occur, and actual results may be more or less than those shown.

# Detail Summary Report

Female Age 45, Female, 45, Non-Smoker  
 Fixed Growth LTC, 4 Year Total LTC Benefit Period

Initial Assumed Rate  
 S&P 500: 5.86%

## Non-Guaranteed Scale Current Charges, Initial Assumed Rate

Year	Premium Outlay	Premium Charge	Administrative Charge	Cost of Insurance Charge	Rider Charges	Interest Credited	Cash Surrender Value
61	\$0	\$0	\$17	\$22,404	\$0	\$0	\$0
62	\$0	\$0	\$17	\$23,604	\$0	\$0	\$0
63	\$0	\$0	\$17	\$24,716	\$0	\$0	\$0
64	\$0	\$0	\$17	\$25,727	\$0	\$0	\$0
65	\$0	\$0	\$17	\$26,598	\$0	\$0	\$0
66	\$0	\$0	\$17	\$27,230	\$0	\$0	\$0
67	\$0	\$0	\$17	\$27,357	\$0	\$0	\$0
68	\$0	\$0	\$17	\$27,358	\$0	\$0	\$0
69	\$0	\$0	\$17	\$27,358	\$0	\$0	\$0
70	\$0	\$0	\$17	\$27,358	\$0	\$0	\$0
71	\$0	\$0	\$17	\$27,358	\$0	\$0	\$0
72	\$0	\$0	\$17	\$27,358	\$0	\$0	\$0
73	\$0	\$0	\$17	\$27,358	\$0	\$0	\$0
74	\$0	\$0	\$17	\$27,358	\$0	\$0	\$0
75	\$0	\$0	\$17	\$27,358	\$0	\$0	\$0
76	\$0	\$0	\$17	\$27,358	\$0	\$0	\$0
77	\$0	\$0	\$0	\$0	\$0	\$0	\$0
78	\$0	\$0	\$0	\$0	\$0	\$0	\$0
79	\$0	\$0	\$0	\$0	\$0	\$0	\$0
80	\$0	\$0	\$0	\$0	\$0	\$0	\$0

Notes:

- (1) This is a supplemental life insurance illustration and is not valid unless accompanied by all pages and the Policy Values Ledger. Please refer to A Brief Description of Your Policy for Policy guarantees and other important information.
- (2) This illustration assumes that the above illustrated non-guaranteed elements will continue unchanged for all years shown. This is not likely to occur, and actual results may be more or less than those shown.



## A Word About Taxes

Life Insurance policies such as Brighthouse SmartCare must satisfy Section 7702 of the Internal Revenue Code of 1986, as amended, ("Code"). This Policy is intended to satisfy Section 7702 of the Code by meeting the requirements of the Cash Value Accumulation Test ("CVAT"). The Death Benefit payable on the death of the insured will never be less than the minimum amount required to permit the Policy to meet the cash value accumulation test set forth in Section 7702(b) of the Code, as in effect on the date the Policy was issued.

In order to receive favorable tax treatment under the Code on Policy distributions, life insurance policy premiums must be within certain limits during the first 7 Policy years and during the first 7 Policy years after certain Policy changes. Failure to satisfy these limits would cause the Policy to become a Modified Endowment Contract ("MEC") and cause distributions to be taxable (and possibly subject to a 10% tax penalty if received before the recipient's age 59 1/2) to the extent there is a gain (generally, the Cash Value in excess of remaining basis) in the Policy. Distributions from a MEC include a surrender or withdrawal of the Policy values, Policy loans or pledges to secure a loan. Loans from a non-MEC policy are generally not treated as distributions and, therefore, may not be taxable unless the Policy lapses, is surrendered, or is exchanged. Furthermore, a non-MEC policy generally is not subject to a 10% tax penalty upon taking a loan or a taxable distribution such as a surrender. Please note that the Policy illustrated does not allow withdrawals of Cash Value while the Policy remains in force, and both a MEC and non-MEC Policy are subject to taxation if the Policy is surrendered to the extent there is a gain in the Policy. **As illustrated, based on the non-guaranteed charge and variable rate, this Policy becomes a MEC in policy year 1.**

MECs still qualify as life insurance for federal income tax purposes. Therefore, Death Benefit proceeds from both MEC and non-MEC policies are generally received by a beneficiary free of federal income tax, subject to certain transfer-for-value and other rules. In particular, in the case of a business owned Policy, the provisions of section 101(j) of the Code may limit the amount of the Death Benefit excludable from gross income unless a specified exception applies and a notice and consent requirement is satisfied. The Death Benefit may be subject to federal and state estate taxes, but your beneficiary will generally not be subject to federal income tax on the Death Benefit.

This illustration shows pre-tax values.

Even if the Policy as illustrated is not a MEC, changes to benefits, premiums, premium mode or surrenders, whether illustrated or not, may cause the Policy to lose its favorable tax status. Please also note, if you surrender your policy, or if your Policy lapses while loans are outstanding, income tax could be payable on borrowed amounts.

If included with the Policy as illustrated, any Riders providing Long-Term Care Insurance ("Long-Term Care Riders") are intended to provide qualified long-term care insurance under Section 7702B(b) of the Code. Although benefits paid under such Long-Term Care Riders are intended to be income tax free as accident and health benefits under a qualified long-term care insurance contract, in certain circumstances benefits may be taxable. For example, benefits may be taxable when the aggregate long-term care benefits payments received under such Long-Term Care Riders and other policies or riders exceed the per diem limitation under Section 7702B(d)(2) of the Code. The federal tax treatment of the long-term care benefits is not clear when the person receiving the benefit payments is not the person who is receiving the long-term care services. You should consult with an attorney or qualified tax advisor prior to purchasing, or exercising any claim for benefit under, such Long-Term Care Riders.

Any discussion of taxes is for general informational purposes only and does not purport to be complete or cover every situation, and should not be construed as legal, tax, or accounting advice. You should consult with and rely on your own independent legal and tax advisors regarding your particular set of facts and circumstances.

## Disclosures – S&P 500 Index

The S&P 500 Index is a product of S&P Dow Jones Indices LLC (“SPDJI”) and has been licensed for use by affiliates of Brighthouse Financial, Inc. including Brighthouse Life Insurance Company, Brighthouse Services, LLC, (collectively, “Brighthouse Financial”). Standard & Poor’s®, S&P® and S&P 500® are registered trademarks of Standard & Poor’s Financial Services LLC (“S&P”); Dow Jones® is a registered trademark of Dow Jones Trademark Holdings LLC (“Dow Jones”); and these trademarks have been licensed for use by SPDJI and sublicensed for certain purposes by Brighthouse Financial. This life insurance product is not sponsored, endorsed, sold or promoted by SPDJI, Dow Jones, S&P, any of their respective affiliates (collectively, “S&P Dow Jones Indices”). S&P Dow Jones Indices makes no representation or warranty, express or implied, to the owners of this life insurance product any member of the public regarding the advisability of investing in securities generally or in this life insurance product particularly or the ability of the S&P 500 Index to track general market performance. S&P Dow Jones Indices’ only relationship to Brighthouse Financial with respect to the S&P 500 Index is the licensing of the Index and certain trademarks, service marks and/ or trade names of S&P Dow Jones Indices or its licensors. The S&P 500 Index is determined, composed and calculated by S&P Dow Jones Indices without regard to Brighthouse Financial or this life insurance product. S&P Dow Jones Indices have no obligation to take the needs of Brighthouse Financial or the owners of this life insurance product into consideration in determining, composing or calculating the S&P 500 Index. S&P Dow Jones Indices is not responsible for and has not participated in the determination of the prices, and amount of this life insurance product or the timing of the issuance or sale of this life insurance product or in the determination or calculation of the equation by which this life insurance product is to be converted into cash, surrendered or redeemed, as the case may be. S&P Dow Jones Indices has no obligation or liability in connection with the administration, marketing or trading of this life insurance product. There is no assurance that investment products based on the S&P 500 Index will accurately track index performance or provide positive investment returns. S&P Dow Jones Indices LLC is not an investment advisor. Inclusion of a security within an index is not a recommendation by S&P Dow Jones Indices to buy, sell, or hold such security, nor is it considered to be investment advice. Notwithstanding the foregoing, CME Group Inc. and its affiliates may independently issue and/or sponsor financial products unrelated to this life insurance product currently being issued by Brighthouse Financial, but which may be similar to and competitive with this life insurance product. In addition, CME Group Inc. and its affiliates may trade financial products which are linked to the performance of the S&P 500 Index.

S&P DOW JONES INDICES DOES NOT GUARANTEE THE ADEQUACY, ACCURACY, TIMELINESS AND/OR THE COMPLETENESS OF THE S&P 500 INDEX OR ANY DATA RELATED THERETO OR ANY COMMUNICATION, INCLUDING BUT NOT LIMITED TO, ORAL OR WRITTEN COMMUNICATION (INCLUDING ELECTRONIC COMMUNICATIONS) WITH RESPECT THERETO. S&P DOW JONES INDICES SHALL NOT BE SUBJECT TO ANY DAMAGES OR LIABILITY FOR ANY ERRORS, OMISSIONS, OR DELAYS THEREIN. S&P DOW JONES INDICES MAKES NO EXPRESS OR IMPLIED WARRANTIES, AND EXPRESSLY DISCLAIMS ALL WARRANTIES, OF MERCHANTABILITY OR FITNESS FOR A PARTICULAR PURPOSE OR USE OR AS TO RESULTS TO BE OBTAINED BY BRIGHOUSE FINANCIAL, OWNERS OF THIS LIFE INSURANCE PRODUCT, OR ANY OTHER PERSON OR ENTITY FROM THE USE OF THE S&P 500 INDEX OR WITH RESPECT TO ANY DATA RELATED THERETO. WITHOUT LIMITING ANY OF THE FOREGOING, IN NO EVENT WHATSOEVER SHALL S&P DOW JONES INDICES BE LIABLE FOR ANY INDIRECT, SPECIAL, INCIDENTAL, PUNITIVE, OR CONSEQUENTIAL DAMAGES INCLUDING BUT NOT LIMITED TO, LOSS OF PROFITS, TRADING LOSSES, LOST TIME OR GOODWILL, EVEN IF THEY HAVE BEEN ADVISED OF THE POSSIBILITY OF SUCH DAMAGES, WHETHER IN CONTRACT, TORT, STRICT LIABILITY, OR OTHERWISE. THERE ARE NO THIRD PARTY BENEFICIARIES OF ANY AGREEMENTS OR ARRANGEMENTS BETWEEN S&P DOW JONES INDICES AND BRIGHOUSE FINANCIAL OTHER THAN THE LICENSORS OF S&P DOW JONES INDICES.

# Client Input Summary

**Company:** Brighthouse Life Insurance Company  
**Product:** Brighthouse SmartCare®

**Date:** December 19, 2022

## Insured

**Insured Name:** Female Age 45  
**Gender:** Female  
**Age:** 45  
**Risk Class:** Non-Smoker  
**State:** Pennsylvania  
**Policy Effective Date:** December 19, 2022

## Solve For

**LTC Coverage:** Fixed Growth LTC  
**LTC Benefit Period:** 4 Years

## Policy Riders

**LTC Acceleration of Death Benefit Rider:** Yes  
**Extension of Benefit Rider:** Yes

## Premium

**Annual Premium:** \$90,000.00  
**Premium Paying Period:** 1 Year  
**1035 Exchange:** No

## Producer Info

**Name:** Long Term Care Brokers  
**Business Name:** AMERICAS FIRST FINANCIAL CORP  
**Address:** 9 North 9th St. Suite 705  
**City:** Philadelphia  
**State:** Pennsylvania  
**Zip Code:** 19107  
**Phone:** (866) 582-2765

## Owner Tax Rate

**Owner Tax Rate:** 28.00%

## Account Allocations

**S&P 500 Annual Point to Point with 9.50 % Cap Rate:** 100%



Brighthouse Life Insurance Company  
Charlotte, NC 28277

## Statement of Policy Cost and Benefit Information

**Brighthouse SmartCare®**  
**Prepared For: Female Age 45**  
**ICC18-5-70**

Female  
Age: 45  
NONSMOKER

**Date Prepared:** December 19, 2022

**Face Amount:** \$60,142.51

### Annual Lapse Prevention Premium

Payable Year 1 through 1	\$90,000.00
Payable Years 2 through 76	\$0.00

### Planned Annual Premium

Payable Year 1 through 1	\$90,000.00
Payable Years 2 through 76	\$0.00

**\*\*\* IMPORTANT NOTICE \*\*\***

This is a policy summary based on the planned premium shown. A different premium payment pattern can be provided upon your request. Guaranteed values shown below are based on the maximum policy charges and a guaranteed fixed account interest crediting rate of 1.00%.

The projected results of your insurance program may change substantially with variations in the interest rates, policy fees, rider fees, expense charges, cost of insurance rates and the frequency, timing and amount of premium payments as well as any loans and loan interest due.


**Guaranteed**

End of Policy Year	Age at End of Policy Year	Annualized Premium	Cash Surrender Value	Death Benefit	Total LTC Benefit
1	46	\$90,000	\$62,381	\$136,303	\$127,019
2	47	\$0	\$61,657	\$132,192	\$133,370
3	48	\$0	\$60,816	\$128,017	\$140,038
4	49	\$0	\$59,854	\$123,658	\$147,040
5	50	\$0	\$58,762	\$119,229	\$154,392
6	51	\$0	\$57,536	\$114,553	\$162,112
7	52	\$0	\$56,162	\$109,796	\$170,217
8	53	\$0	\$54,634	\$104,898	\$178,728
9	54	\$0	\$52,944	\$99,800	\$187,664
10	55	\$0	\$51,085	\$94,558	\$197,048
11	56	\$0	\$49,046	\$89,165	\$206,900
12	57	\$0	\$46,820	\$83,621	\$217,245
13	58	\$0	\$44,400	\$77,922	\$228,107
14	59	\$0	\$41,773	\$72,016	\$239,513
15	60	\$0	\$38,906	\$65,907	\$251,488
16	61	\$0	\$35,787	\$60,143	\$264,063
17	62	\$0	\$32,396	\$60,143	\$277,266
18	63	\$0	\$28,716	\$60,143	\$291,129
19	64	\$0	\$24,724	\$60,143	\$305,686
20	65	\$0	\$20,399	\$60,143	\$320,970
25	70	\$0	\$0	\$60,143	\$409,648
30	75	\$0	\$0	\$60,143	\$522,826
35	80	\$0	\$0	\$60,143	\$667,273
40	85	\$0	\$0	\$60,143	\$851,628
45	90	\$0	\$0	\$60,143	\$1,086,918
50	95	\$0	\$0	\$60,143	\$1,387,213
55	100	\$0	\$0	\$60,143	\$1,770,474
60	105	\$0	\$0	\$60,143	\$2,259,624
65	110	\$0	\$0	\$60,143	\$2,883,916
70	115	\$0	\$0	\$60,143	\$3,680,689
75	120	\$0	\$0	\$60,143	\$4,697,596
20	At Age 65	\$0	\$20,399	\$60,143	\$320,970
76	At Age 121	\$0	\$0	\$60,143	\$4,932,475

Please Note: The Premium shown above may or may not reflect the required minimum premium to keep this policy in force for the lifetime of the insured. The above values were determined based on guaranteed charges and guaranteed rates as labeled above. For the purpose of the projections, any lump sum payments or 1035 exchanges are assumed to be received in the first month of the first policy year.

This policy was issued with the Long-Term Care Acceleration of Death Benefit Rider. See the rider language for a complete description of the benefit and conditions.

This policy was issued with the Extension of Benefits for Long-Term Care with Inflation Coverage Rider. See the rider language for a complete description of the benefit and conditions.



The guaranteed policy loan interest rate is 8.00% for years 1-76, payable in arrears.

For information contact your Financial Representative:

AMERICAS FIRST FINANCIAL CORP  
Long Term Care Brokers  
9 N 9th St. Suite 705  
Philadelphia, Pennsylvania 19107  
(866) 582-2765



**Brighthouse Life Insurance Company**  
Charlotte, NC 28277

## **Statement of Policy Cost and Benefit Information**

**Brighthouse SmartCare<sup>®</sup>**  
**Prepared For: Female Age 45**  
**ICC21-3ACCLTC2**  
**ICC21-3EOBIP2**

Female  
Age: 45  
NONSMOKER

**\*\*\* IMPORTANT NOTICE \*\*\***

### **Additional Features**

#### **Long-Term Care Acceleration of Death Benefit Rider**

Extension of Benefits for Long-Term Care with Inflation Coverage Rider (Fixed Growth LTC)



**Guaranteed Values**

End of Policy Year	Age at End of Policy Year	Rider Charge			Maximum Lifetime Benefit		
		LTC-ADBR Charge	EOB Rider Charge	Total Charge	LTC-ADBR Benefit	EOB Benefit	Total Benefit
1	46	\$107.86	\$1,017.89	\$1,125.75	\$58,939.66	\$68,078.99	\$127,018.65
2	47	\$107.86	\$1,119.68	\$1,227.54	\$58,939.66	\$74,429.92	\$133,369.58
3	48	\$107.86	\$1,226.55	\$1,334.41	\$58,939.66	\$81,098.40	\$140,038.06
4	49	\$107.86	\$1,338.78	\$1,446.64	\$58,939.66	\$88,100.31	\$147,039.97
5	50	\$107.86	\$1,456.61	\$1,564.47	\$58,939.66	\$95,452.30	\$154,391.96
6	51	\$107.86	\$1,580.34	\$1,688.19	\$58,939.66	\$103,171.90	\$162,111.56
7	52	\$107.86	\$1,710.25	\$1,818.11	\$58,939.66	\$111,277.48	\$170,217.14
8	53	\$107.86	\$1,846.65	\$1,954.51	\$58,939.66	\$119,788.34	\$178,728.00
9	54	\$107.86	\$1,989.88	\$2,097.74	\$58,939.66	\$128,724.74	\$187,664.40
10	55	\$107.86	\$2,140.27	\$2,248.13	\$58,939.66	\$138,107.96	\$197,047.62
11	56	\$107.86	\$2,298.18	\$2,406.04	\$58,939.66	\$147,960.34	\$206,900.00
12	57	\$107.86	\$2,463.98	\$2,571.84	\$58,939.66	\$158,305.34	\$217,245.00
13	58	\$107.86	\$2,638.07	\$2,745.93	\$58,939.66	\$169,167.59	\$228,107.25
14	59	\$107.86	\$2,820.87	\$2,928.73	\$58,939.66	\$180,572.95	\$239,512.61
15	60	\$107.86	\$3,012.81	\$3,120.67	\$58,939.66	\$192,548.58	\$251,488.24
16	61	\$107.86	\$3,214.34	\$3,322.20	\$58,939.66	\$205,122.99	\$264,062.65
17	62	\$107.86	\$3,425.96	\$3,533.82	\$58,939.66	\$218,326.12	\$277,265.78
18	63	\$107.86	\$3,648.15	\$3,756.01	\$58,939.66	\$232,189.41	\$291,129.07
19	64	\$107.86	\$3,881.45	\$3,989.31	\$58,939.66	\$246,745.87	\$305,685.53
20	65	\$107.86	\$4,126.42	\$4,234.28	\$58,939.66	\$262,030.14	\$320,969.80
25	70	\$107.86	\$5,547.69	\$5,655.55	\$58,939.66	\$350,708.18	\$409,647.84
30	75	\$107.86	\$7,361.64	\$7,469.50	\$58,939.66	\$463,886.33	\$522,825.99
35	80	\$107.86	\$9,676.75	\$9,784.61	\$58,939.66	\$608,333.51	\$667,273.17
40	85	\$107.86	\$12,631.48	\$12,739.34	\$58,939.66	\$792,688.78	\$851,628.44
45	90	\$107.86	\$16,402.55	\$16,510.41	\$58,939.66	\$1,027,978.02	\$1,086,917.68
50	95	\$107.86	\$21,215.50	\$21,323.36	\$58,939.66	\$1,328,273.34	\$1,387,213.00
55	100	\$0.00	\$0.00	\$0.00	\$58,939.66	\$1,711,534.71	\$1,770,474.37
60	105	\$0.00	\$0.00	\$0.00	\$58,939.66	\$2,200,684.14	\$2,259,623.80
65	110	\$0.00	\$0.00	\$0.00	\$58,939.66	\$2,824,976.53	\$2,883,916.19
70	115	\$0.00	\$0.00	\$0.00	\$58,939.66	\$3,621,749.40	\$3,680,689.06
75	120	\$0.00	\$0.00	\$0.00	\$58,939.66	\$4,638,655.93	\$4,697,595.59
20	At Age 65	\$107.86	\$4,126.42	\$4,234.28	\$58,939.66	\$262,030.14	\$320,969.80
76	At Age 121	\$0.00	\$0.00	\$0.00	\$58,939.66	\$4,873,535.71	\$4,932,475.37





**Brighthouse Life Insurance Company**  
 Charlotte, NC 28277

**Surrender Comparison Index Disclosure per \$1,000 of Face Amount of Basic Insurance**

**Brighthouse SmartCare<sup>®</sup>**  
**Prepared For: Female Age 45**  
**ICC18-5-70**

Female  
 Age: 45  
 NONSMOKER

**Date Prepared:** December 19, 2022

**Face Amount:** \$60,142.51

**Annual Lapse Prevention Premium**

Payable Year 1 through 1      \$90,000.00  
 Payable Years 2 through 76      \$0.00

**Planned Annual Premium**

Payable Year 1 through 1      \$90,000.00  
 Payable Years 2 through 76      \$0.00

Cost Indexes per \$1,000 at 5%

**Guaranteed Rates**

**Surrender Cost Index**

10 Years	20 Years
64.36	66.85

The surrender comparison index was designed to measure the relative cost of life insurance protection and may be useful for comparison of similar policies offered by other companies. Technically, the index shows the relationship between the amounts paid by the insured (the average annual premiums minus any average annual dividend) and the amounts paid by the insurer (the cash value of the policy in the event of surrender over periods of 10 and 20 years all adjusted for compound interest at the rate of five percent per annum to reflect the timing of payments).

When comparing similar policies, if all things are equal, the policy with the lower index is generally the lower cost policy and the better buy in the event that the policy was surrendered at the end of the designated period. If death would occur during the designated period, the policy with the lower index would not necessarily be the lower cost policy. The index does not take into account, among other things (1) the value of the services of an agent or company; (2) the relative strength and reputation of the company; and (3) small differences in policy provisions. The index does assume that annual premiums are paid and that no additional benefit provisions are included.